

DFSMS:Basics Transactional VSAM (TVS) Basics and Implementation

Neal Bohling
DFSMS Defect Support, IBM

August 14, 2013
Session# 14156



Copyright / Legal

NOTICES AND DISCLAIMERS

Copyright © 2012 by International Business Machines Corporation.

No part of this document may be reproduced or transmitted in any form without written permission from IBM Corporation.

Product data has been reviewed for accuracy as of the date of initial publication. Product data is subject to change without notice. This information could include technical inaccuracies or typographical errors. IBM may make improvements and/or changes in the product(s) and/or programs(s) at any time without notice.

Any statements regarding IBM's future direction and intent are subject to change or withdrawal without notice, and represent goals and objectives only.

References in this document to IBM products, programs, or services does not imply that IBM intends to make such products, programs or services available in all countries in which IBM operates or does business. Any reference to an IBM Program Product in this document is not intended to state or imply that only that program product may be used. Any functionally equivalent program, that does not infringe IBM's intellectual property rights, may be used instead. It is the user's responsibility to evaluate and verify the operation of any non-IBM product, program or service.

The information provided in this document is distributed "AS IS" without any warranty, either express or implied. IBM EXPRESSLY DISCLAIMS any warranties of merchantability, fitness for a particular purpose OR NONINFRINGEMENT. IBM shall have no responsibility to update this information. IBM products are warranted according to the terms and conditions of the agreements (e.g., IBM Customer Agreement, Statement of Limited Warranty, International Program License Agreement, etc.) under which they are provided. IBM is not responsible for the performance or interoperability of any non-IBM products discussed herein.

The provision of the information contained herein is not intended to, and does not, grant any right or license under any IBM patents or copyrights. Inquiries regarding patent or copyright licenses should be made, in writing, to:

IBM Director of Licensing
IBM Corporation
North Castle Drive
Armonk, NY 10504-1785
U.S.A.

Trademarks

DFSMSdfp, DFSMSdss, DFSMShsm, DFSMSrmm, IBM, IMS, MVS, MVS/DFP, MVS/ESA, MVS/SP, MVS/XA, OS/390, SANergy, and SP are trademarks of International Business Machines Corporation in the United States, other countries, or both.

AIX, CICS, DB2, DFSMS/MVS, Parallel Sysplex, OS/390, S/390, Seascope, and z/OS are registered trademarks of International Business Machines Corporation in the United States, other countries, or both.

Domino, Lotus, Lotus Notes, Notes, and SmartSuite are trademarks or registered trademarks of Lotus Development Corporation. Tivoli, TME, Tivoli Enterprise are trademarks of Tivoli Systems Inc. in the United States and/or other countries.

Java and all Java-based trademarks are trademarks of Sun Microsystems, Inc. in the United States, other countries, or both. UNIX is a registered trademark in the United States and other countries licensed exclusively through The Open Group.

Other company, product, and service names may be trademarks or service marks of others.

Introduction

- Transactional VSAM is an excellent tool through which varying types of RLS workloads can be managed and distributed.
- This presentation is aimed at introducing the product, the problems that it solves and what steps are needed to get it implemented in most common environments.

Agenda

- Transactional VSAM Overview
- Brief History of RLS
 - RLS access and setup
 - RLS & CICS
- Transactions Recovery and Logs
 - Examples of successful and unsuccessful transactions
 - RLS recoverable data sets
 - Logging and component interaction

Agenda

- **Setup and Use**
 - Requirements
 - System settings
 - Data set level
 - Application
- **Other Considerations**
 - Performance
 - Restart
- **References**
- **Additional Resources**
 - Example of TVS startup
 - Forward Recovery (howto)
 - Display, vary and SHCDS command reference

TRANSACTIONAL VSAM

- **Design Objective:**
 - Enhance VSAM Record Level Sharing (RLS) to provide data recovery capabilities for any application exploiting VSAM RLS.
- **Recovery Capabilities include:**
 - Transactional Recovery
 - Data set recovery
- ***VSAM RLS becomes a "Transaction-alized" access method, hence "Transactional VSAM" (TVS).***

TVS Overview

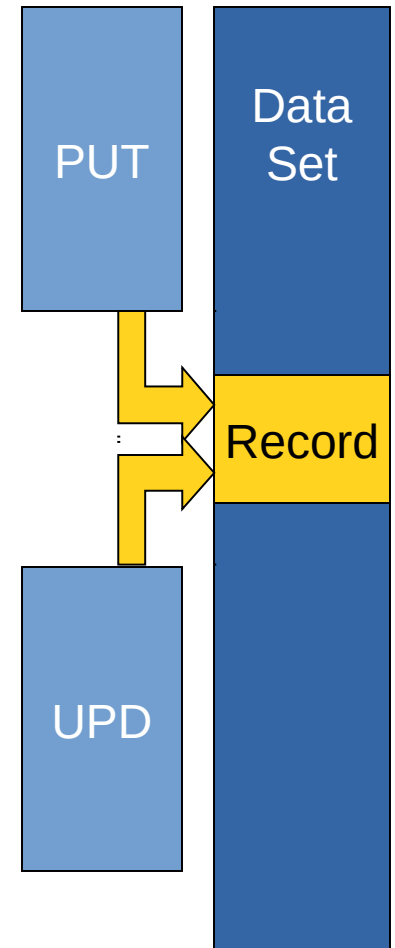
- **Transactional VSAM allows** any job that uses RLS (such as batch jobs) to be recoverable
- **Implications:**
 - Cross-system record-level serialization through RLS
 - *Recoverable subsystems (such as CICS) need not come down to allow other RLS activity (such as batch) (24x7 avail)*
 - Fully able to interact with other recoverable regions

Brief history of RLS

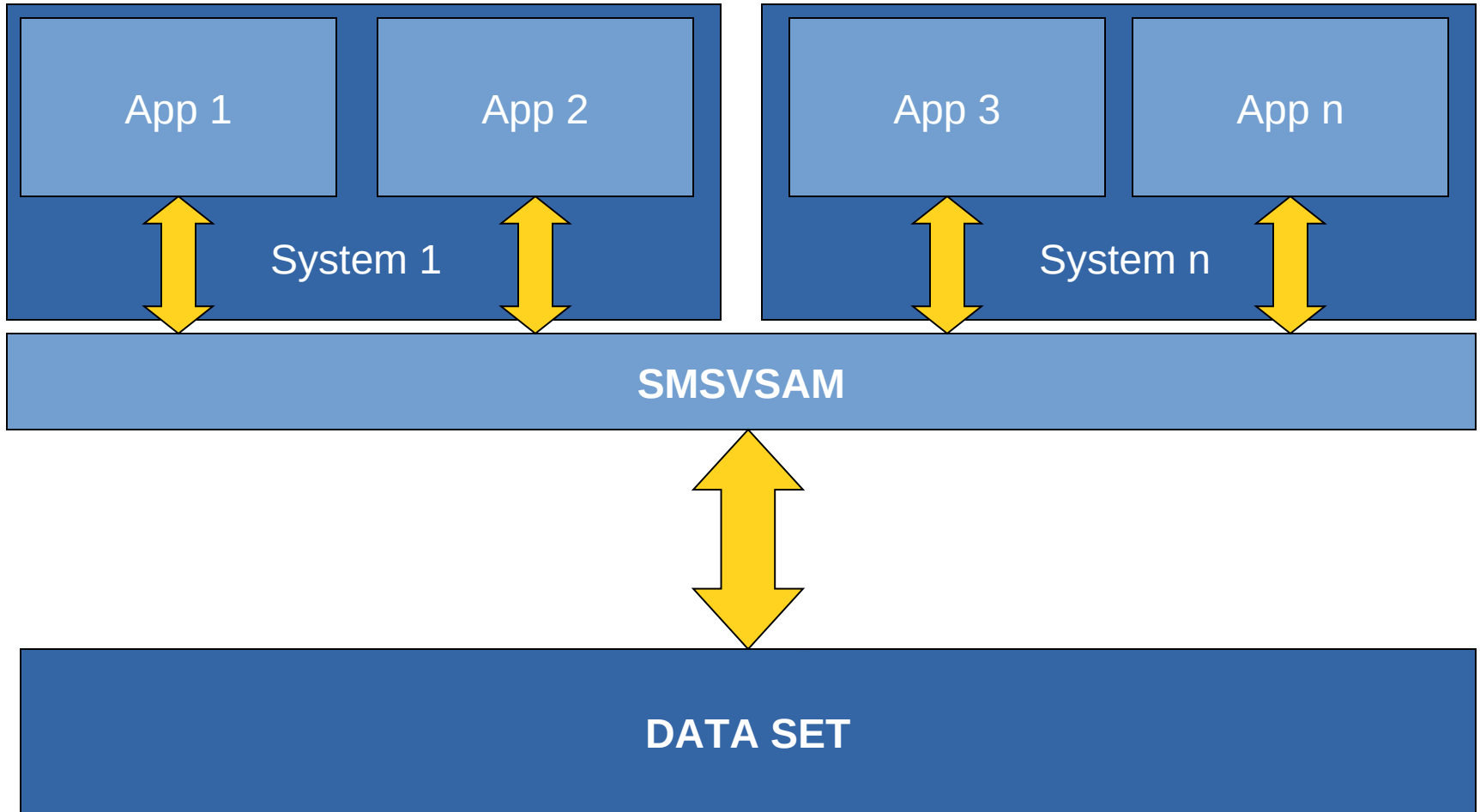
A simplified overview

Quick Background - RLS

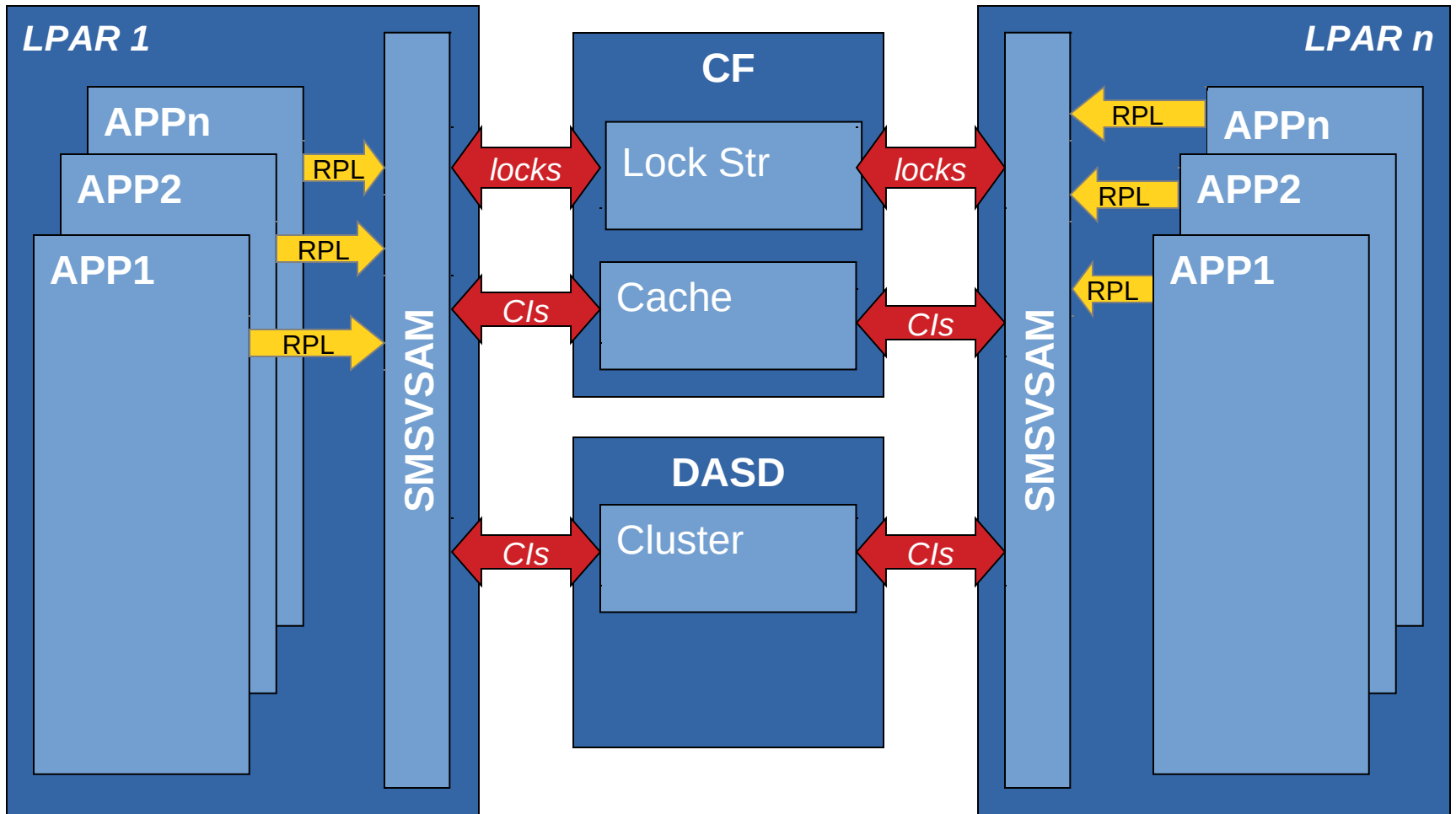
- **Problem:**
 - One data set, many users, many systems
 - Serialization of concurrent access is complex
 - Data can get lost
 - Data sets can be broken
- **Previous solutions:**
 - Homegrown methods via GRS, CBUF, etc
 - CICS AOR / FOR (Function Shipping)
- **RLS solution:**
 - VSAM: Record Level Sharing
 - All access goes through SMSVSAM ASID
 - Plex-wide serialization through locks in the CF



RLS Access

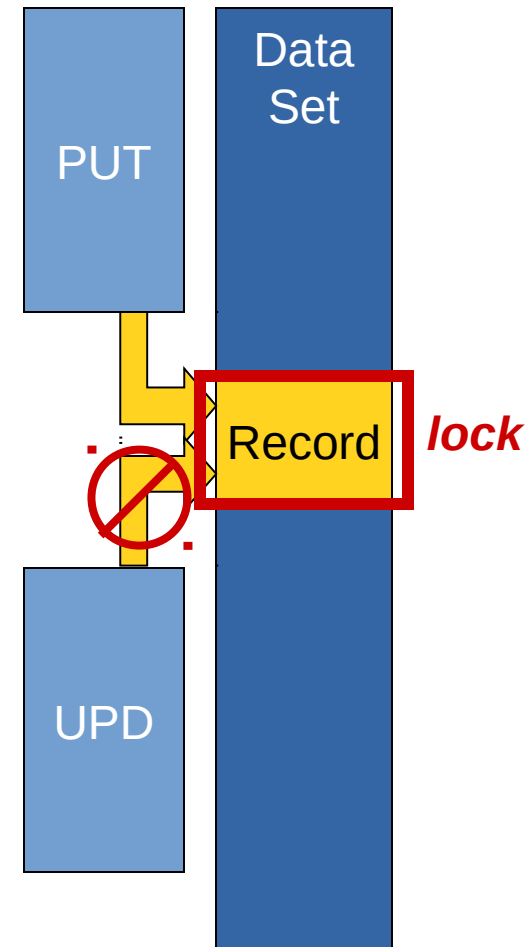


Typical RLS Setup



Quick Background – RLS & CICS

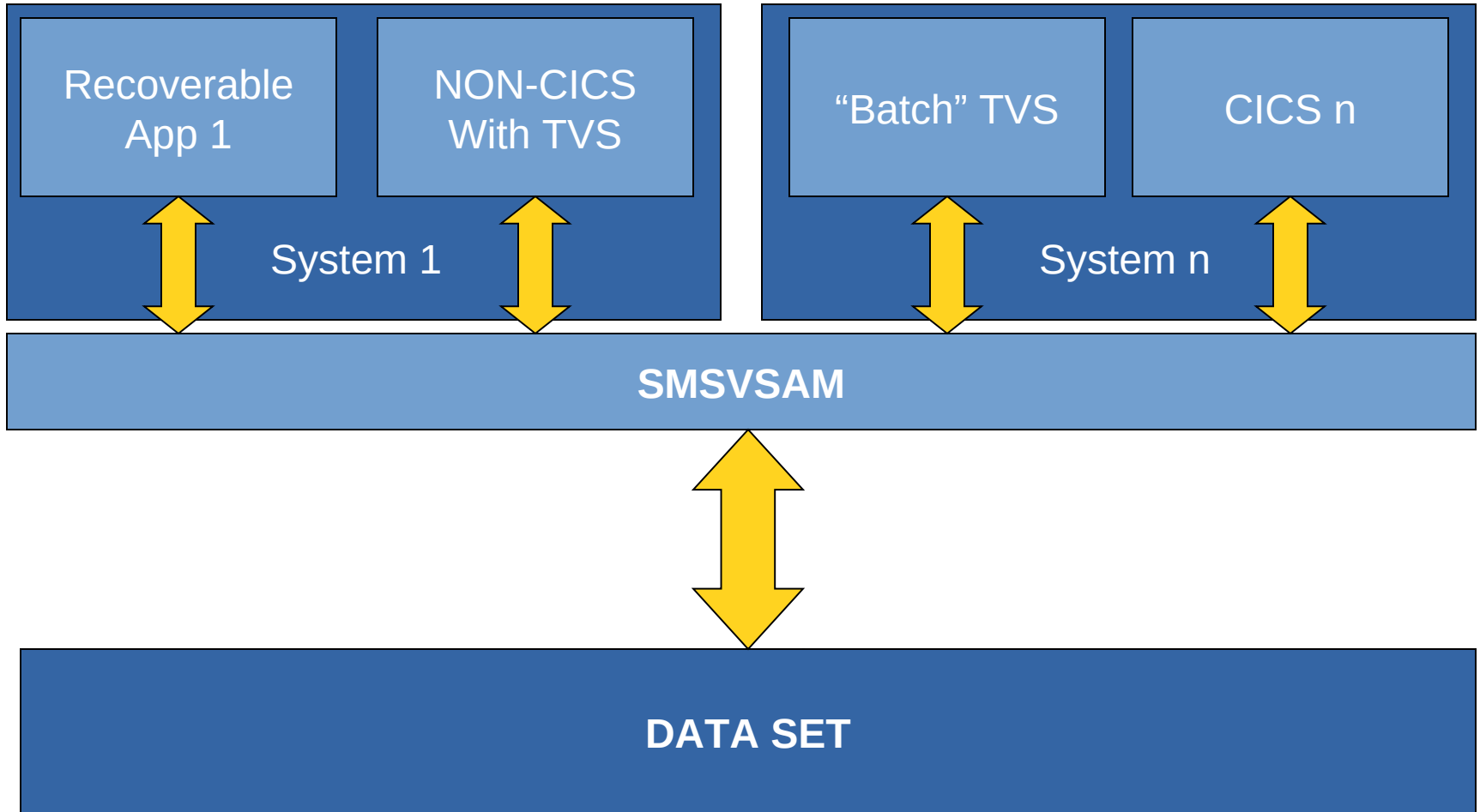
- **New Problem:**
 - Any recoverable data set open is READ ONLY to non-recoverable access (RLS and non-RLS)
 - Ex. CICS through RLS and “batch” using RLS
- **Common Solutions:**
 - Quiesce current activity
 - Move CICS activity to a different file
 - Schedule a “Batch Window”
- **TVS Solution:**
 - Non-recoverable jobs using TVS become recoverable, registered regions
 - Jobs using TVS can run with CICS
 - TVS Manages Recovery



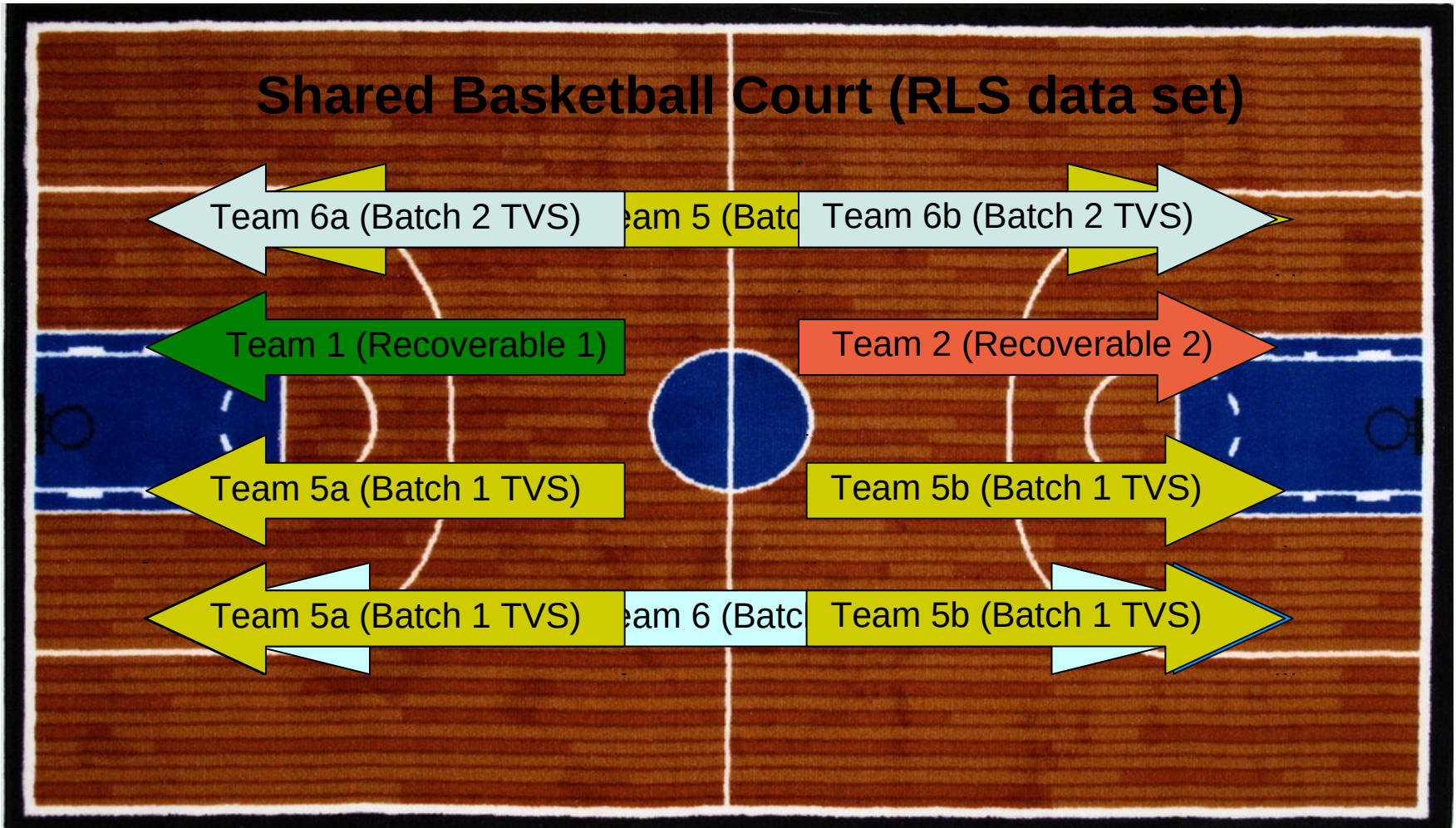
What is TVS?

- “Transaction-alizes” VSAM data set access
 - Groups updates into atomic units
 - Commit and backout
- A Bridge between Recoverable and Non-Recoverable access to VSAM data sets
 - Recoverable : CICS and other Commit Protocol applications
 - Non-recoverable : Batch jobs
- Net result: Recoverable and (formerly) non-recoverable applications can access the same data set simultaneously while maintaining data consistency.

RLS Access with TVS



Metaphor

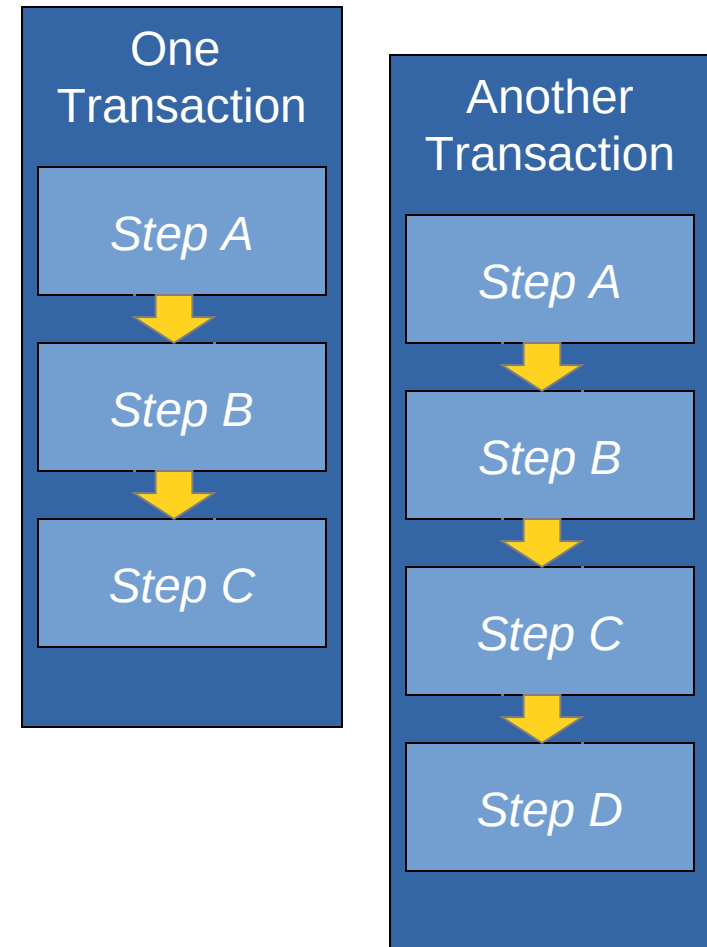


Transactions, Recovery and Logs

Concepts that drive TVS

Transactions and Transactional Recovery

- A **Transaction** or **Unit of Recovery*** is a set of updates or changes that act as one unit of processing
- **Atomic update**
 - All or nothing
- **Commit**
 - Finalizes a set of updates
 - Creates a new syncpoint
- **Backout**
 - Removes a set of updates
 - Based on logged changes
- *Referred to in TVS as a **UR**



Transaction Example

Buying a cup of coffee:
Series of steps to complete :



Transaction: Episode 2

Redesigning a masterpiece:

- 1.** A decision is made to add new special effects.

AMAZING
INITIAL
VISION



- 4.** The new version is released!



- 2.** A list of changes is generated.




- 3.** Changes are rendered.



(Shoots 1st)



(Shoots in self defense)



Recovery (Backward)

- ***If there is a failure:***
 - Locks will be held to maintain integrity (RETAINED locks)
 - Read the log file to retrieve unmodified data
 - Restore data to unmodified state
 - Release the serialization

- ***If a BACKOUT fails:***
 - Log the backout failure in another log (the SHUNTLOG)
 - Maintain serialization on the modified data (RETAINED locks)

Transaction Example

Buying a cup of coffee:
Series of steps to complete :




Transaction: Episode 2

Redesigning a masterpiece:

1. A decision is made to add new **AMAZING INITIAL VISION**.



4. The new version catches the related(s) before release!



The list of changes is burned for good measure.



Everything is **3.** reloaded from original backups.



(Shoots 1st)

(Shoots in self defense)

Data Set Recovery Types

- **BACKWARD:**
 - Allows the last update or set of updates to be reversed
 - 'UNDO' type operation
 - Uses atomic updates / transactions
 - Uses logs to store changes

- **FORWARD:**
 - Allows utilities to rebuild a file from backup
 - Uses logs to store forward-changes

Recoverable Data Sets (when using RLS)



Recoverable data sets are data sets that support backout (and potentially forward recovery) when opened by a recoverable region (such as CICS or TVS)

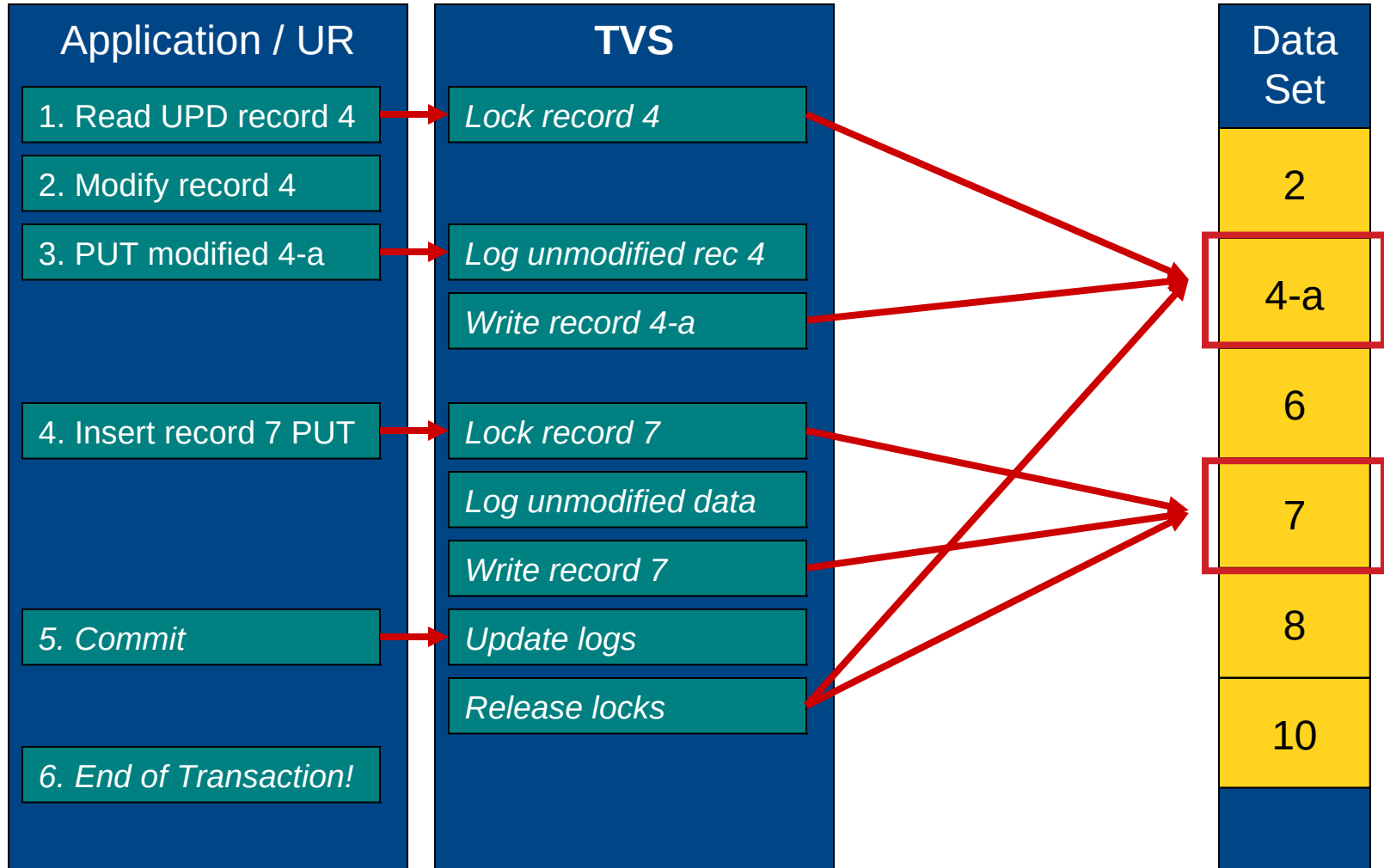
RECOVERABLE

- Can do transaction recovery
- LOG(UNDO) – backward
- Changes are logged
- Changes can be backed out
- Read ONLY for non-RLS access
- LOG(ALL) – backward & forward recovery

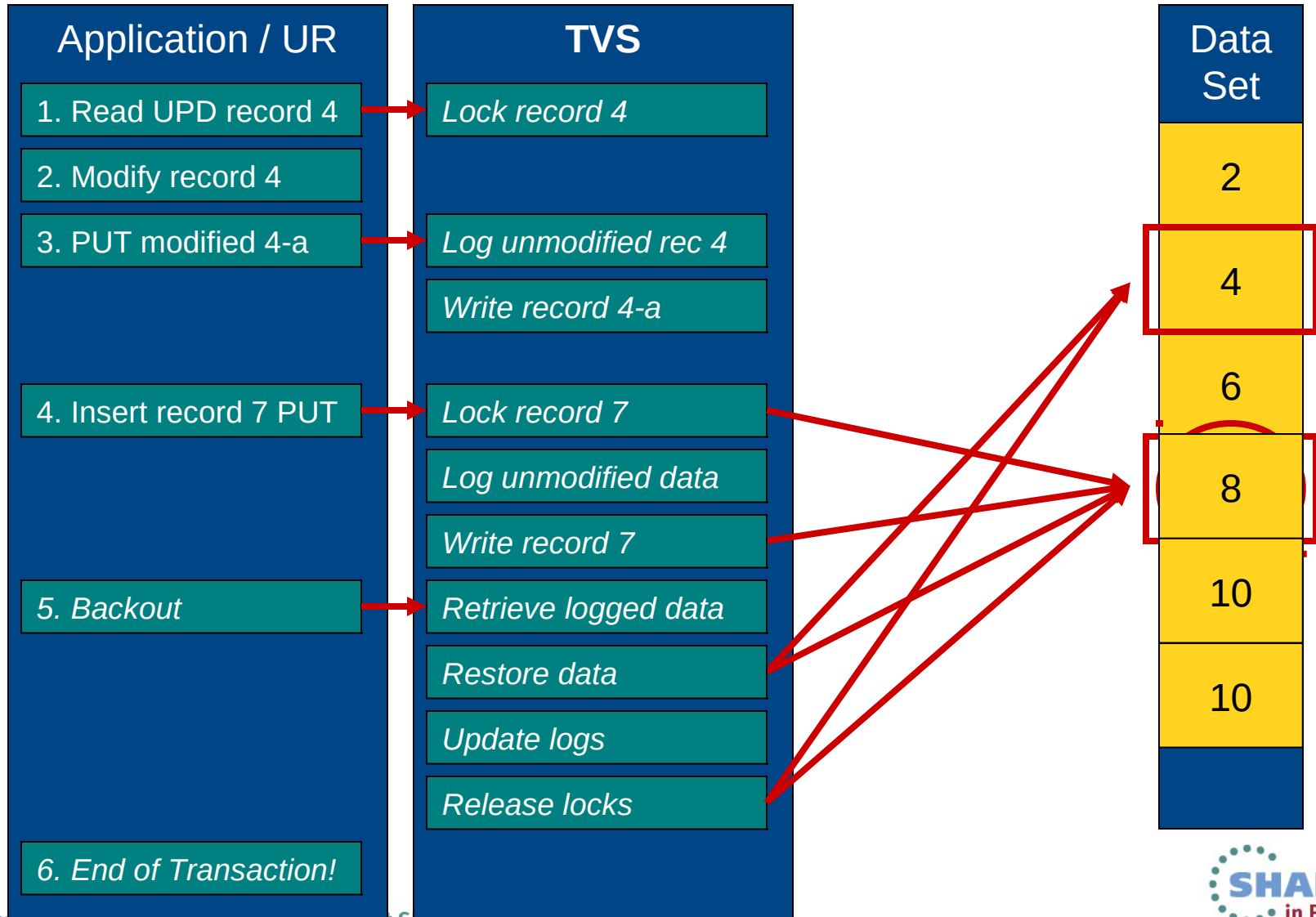
NON-RECOVERABLE

- Cannot recover
- LOG(NONE) or undefined
- Changes are not logged
- Changes cannot be undone
- R/W from all regions

A Technical Example – successful



A Technical Example – Failure!



Logging

- Data Set updates are written to the LOG
 - For UNDO, stores 'before' picture of data
 - For ALL, stores both 'before' and 'delta' changes
- TVS, RRS, CICS all take advantage of it in different ways
- TVS uses System LOGGER (IXLOGR)
- Uses LOGSTREAMS
 - Defined in the LOGR portion of the coupling facility policy (CFRM)

TVS Logs

- **Undo Log** (required) – Primary System Log
 - One per image
 - Holds the changes made by URids on that system
 - Used for backout
- **Shunt Log** (required) – Secondary System Log
 - One per image
 - Holds URs that TVS cannot complete (I/O error, etc)
 - Holds Long-running URs (moved from Undo log)
- **Forward Recovery Logs** (optional)
 - Plex-wide logs
 - Shared between CICS and TVS
 - Assigned to data sets during data set allocation (LOGSTREAMID)
- **Log of Logs** (optional)
 - Holds tie-up records and file-close records
 - Used by recovery applications such as CICSVR

TVS Component Interaction

- Three basic functions necessary for transactional recovery:
 - ***Resource locking (VSAM RLS)***
 - Serialized access to changed resources
 - At the record level
 - Uses the coupling facility
 - ***Resource Recovery Logging (LOGGER)***
 - Keep track of backward changes (UNDO)
 - Keep track of forward changes (REDO / FR)
 - ***Two-phase commit and backout protocols (RRS)***
 - Ensures **atomic** operation (transactions)
 - COMMIT
 - BACKOUT

The Overall Flow

- As TVS comes up:
 - Registers with SMSVSAM as a recoverable subsystem
 - Dynamically connect to the BACKOUT and SHUNT logs
- When a request is issued (GET/PUT/etc):
 - Register transaction with RRS and get a Unit of Recovery ID (URID)
 - Hold record-level serialization for the duration of URID
 - Log the unmodified data via IXLOGR to the backout log, and optionally the change in the forward recovery log
- When a COMMIT is issued:
 - Commit can be issued
 - Explicitly (via RRSCMIT)
 - Implicitly during end-of-task
 - Release the locks
 - Log the successful COMMIT

Setup

Hardware / Software changes to enable TVS

System Requirements

- Hardware:
 - Coupling Facility
 - At least one z/OS LPAR (monoplex or parallel sysplex)
- Software:
 - z/OS 1.4 or higher (current lowest release is z/OS 1.12)
 - z/OS VSAM RLS (SMSVSAM) implemented
 - z/OS Transactional VSAM (separately priced feature)
 - z/OS RRMS implemented (RRS)
 - z/OS System Logger implemented
 - CICS VSAM Recovery (CICSVR) utility (optional)

Overview of Setup

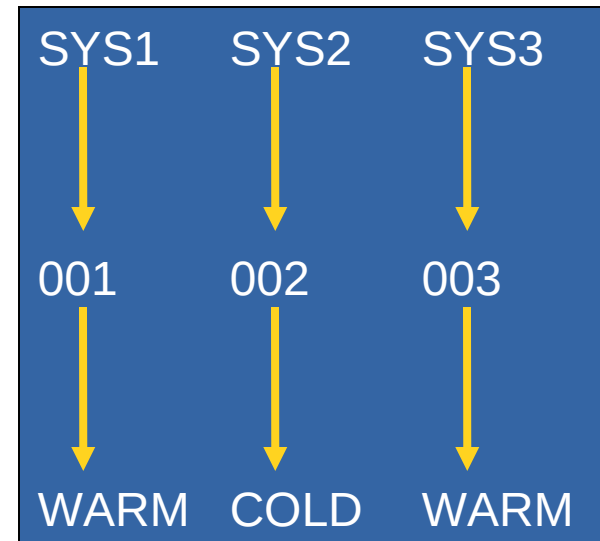
1. Modify IGWSMSxx PARMLIB
2. Define CFRM and LOGR policies
3. Change IDCAMS DEFINE Statements
4. Change Application (optional)



Success!

Required Parmlib Configuration

- **IGDSMSxx Parmlib Member**
(Note: this does not include RLS/SMSVSAM parameters)
- **SYSNAME(sysname1,sysname2,...)**
 - Systems on which TVS is to run
 - Same order as TVSNAME
- **TVSNAME(nn1,nn2,..)**
 - TVS instance names
 - Suffix added to “IGWTV”
 - Same order as SYSNAME
- **TV_START_TYPE(COLD|WARM,COLD|WARM,...)**
 - Type of startup
 - Same order as SYSNAME & TVSNAME
 - COLD – deletes any information in UNDO & SHUNT logs and starts
 - WARM – reads the UNDO & SHUNT log and performs any actions needed



Parmlib Configuration (Optional)

- **LOG_OF_LOGS**(logstreamid)
 - Specifies LOG of LOGS logstream
 - Used for forward recovery tie-up records
- **MAXLOCKS**(nnn,iii)
 - Specifies when to issue warning messages about the number of held locks
- **AKP**(nnn,nnn,...) - Activity Keypoint Trigger
 - Helps TVS maintain the UNDO and SHUNT logs
 - Removes entries that are no longer needed (URID no longer in use)
 - Defaults to 1000
- **QTIMEOUT**(nnn|300)
 - Number of seconds to wait before QUIESCE EXITS assume that the QUIESCE will not complete

Logger Configuration

- Update the CFRM Policy to contain list structures for the LOGS
- Update the LOGR Policy to contain the SMSVSAM logs

```
//POLICY EXEC PGM=IXCMIAPU
//SYSIN DD *
  DEFINE STRUCTURE
    NAME(LOG_IGWLOG_001)
    LOGSNUM(10)
    MAXBUFSIZE(64000)
    AVGBUFSIZE(2048)
```

```
//POLICY EXEC PGM=IXCMIAPU
//SYSIN DD *
  DEFINE LOGSTREAM
    NAME(IGWTV001.IGWLOG.SYSLOG)
    STRUCTURENAME(LOG_IGWLOG_001)
    LS_SIZE(1180)
    STG_DUPLEX(YES)
    DUPLEXMODE(COND)
    HIGHOFFLOAD(85)
    LOWOFFLOAD(15)
    DIAG(YES)
```

Data Set Allocation

- Add the following to IDCAMS define:
 - **LOG()**
 - **NONE** – non-recoverable data set. Any RLS application can read/write
 - **UNDO** – Recoverable data set requiring backout logging. Can be opened for read/write by any RLS Recoverable Subsystems (CICS or TVS)
 - **ALL** – Recoverable data set requiring backout and forward recovery logging. Can be opened for read/write by any RLS Recoverable Subsystem
 - **LOGSTREAMID(logs_id)**
 - Logstream ID for any data set defined with LOG(ALL)

```

DEFINE CLUSTER (
  NAME(recoverabledataset) -
  RECORDSIZE(100 100) -
  STORCLAS(storclasname) -
  FSPC(20 20) -
  LOG (ALL) -
  SHAREOPTIONS(2 3) -
  LOGSTREAMID(logs_id)-
  CISZ(512) -
  KEYS(06 8) INDEXED -
) -
DATA(
  NAME(recoverabledataset.DATA)-
  VOLUME(volser) -
  TRACKS (1,1)) -
INDEX(
  NAME(recoverableds.INDEX) -
  VOLUME(volser) -
  TRACKS (1,1))

```

Application Changes

- Data sets will be accessed via TVS when:
 - Any RLS access for recoverable data set
 - Via ACB:
 - ***ACB MACRF=(RLS, OUT)*** for recoverable data set
 - ***ACB MACRF=(RLS, IN), RLSREAD=CRE***
 - Via DD:
 - ***//ddname DD DSN=recoverable.dsn, DISP=SHR, RLS=(CR|NRI) and ACB MACRF=(OUT)***
 - ***//ddname DD DSN=recoverable.dsn, DISP=SHR, RLS=(CRE) and ACB MACRF=(IN)***

Application Changes (cont)

- Recommendations:
 - RLS Applications using TVS should be modified to include:
 - SSRCMIT – commit
 - SSRBACK – backout
 - SSRCMIT and SSRBACK will either COMMIT or BACKOUT the UR provided by SMSVSAM on behalf of the application
 - Can be EXPLICIT – add command to your job
 - Can be IMPLICIT – will run during end-of-task if you don't add it.
 - Periodic explicit COMMIT/BACKOUT will release the locks in a timely fashion. Failure to do so may hold up other jobs.
- High-Level Language Support:
 - PLI, C & C++, COBOL, Assembler

Application Example (Commit)

- **Explicit Commit:**

```

• //ddname DD DSN=Recoverabledatasetname,DISP=SHR,RLS=CRE
• //step1 EXEC PGM=vsamrlspgm
• Begin JOB Step ----- No locks held
• OPEN ACB MACRF=(NSR,OUT)
• (UR1)
• GET UPD record 1----- Obtain an exclusive lock on record 1
• PUT UPD record 1 ----- Lock on record 1 remains held
• GET repeatable read record n----- Obtain a shared lock on record n
• PUT ADD record n+1----- Obtain an exclusive lock on record n+1
• GET UPD record 2 ----- Obtain an exclusive lock on record 2
• PUT UPD record 2 ----- Lock on record 2 remains held
• Call SRRCMIT ----- Commit changes, all locks released .
• CLOSE
• End of JOB Step

```

- **Implicit Commit:**

```

• //ddname DD DSN=Recoverabledatasetname,DISP=SHR,RLS=CRE
• //step1 EXEC PGM=vsamrlspgm
• Begin JOB Step ----- No locks held
• OPEN ACB MACRF=(NSR,OUT)
• (UR1)
• GET UPD record 1----- Obtain an exclusive lock on record 1
• PUT UPD record 1 ----- Lock on record 1 remains held
• GET repeatable read record n----- Obtain a shared lock on record n
• PUT ADD record n+1----- Obtain an exclusive lock on record n+1
• GET UPD record 2 ----- Obtain an exclusive lock on record 2
• PUT UPD record 2 ----- Lock on record 2 remains held
• CLOSE ----- All Locks are retained
• End of JOB Step (normal)----- Commit changes release all locks

```

Application Example (Backout)

- **Explicit Backout**

```

• //ddname DD DSN=Recoverabledatasetname,DISP=SHR,RLS=CRE
• //step1 EXEC PGM=vsamrlspgm
• Begin JOB Step ----- No locks held
• OPEN ACB MACRF=(NSR,OUT)
• (UR1)
• GET UPD record 1----- Obtain an exclusive lock on record 1
• PUT UPD record 1 ----- Lock on record 1 remains held
• GET repeatable read record n----- Obtain a shared lock on record n
• PUT ADD record n+1----- Obtain an exclusive lock on record n+1
• GET UPD record 2 ----- Obtain an exclusive lock on record 2
• PUT UPD record 2 ----- Lock on record 2 remains held
• Call SRRBACK ----- Undo changes, all locks released .
• CLOSE
• End of JOB Step

```

- **Implicit Backout**

```

• //ddname DD DSN=Recoverabledatasetname,DISP=SHR,RLS=CRE
• //step1 EXEC PGM=vsamrlspgm
• Begin JOB Step ----- No locks held
• OPEN ACB MACRF=(NSR,OUT)
• (UR1)
• GET UPD record 1----- Obtain an exclusive lock on record 1
• PUT UPD record 1 ----- Lock on record 1 remains held
• GET repeatable read record n----- Obtain a shared lock on record n
• PUT ADD record n+1----- Obtain an exclusive lock on record n+1
• GET UPD record 2 ----- Obtain an exclusive lock on record 2
• PUT UPD record 2 ----- Lock on record 2 remains held
• ----- Cancel -----
• End of JOB Step (abnormal) ----- Undo changes release all locks

```

Other Considerations

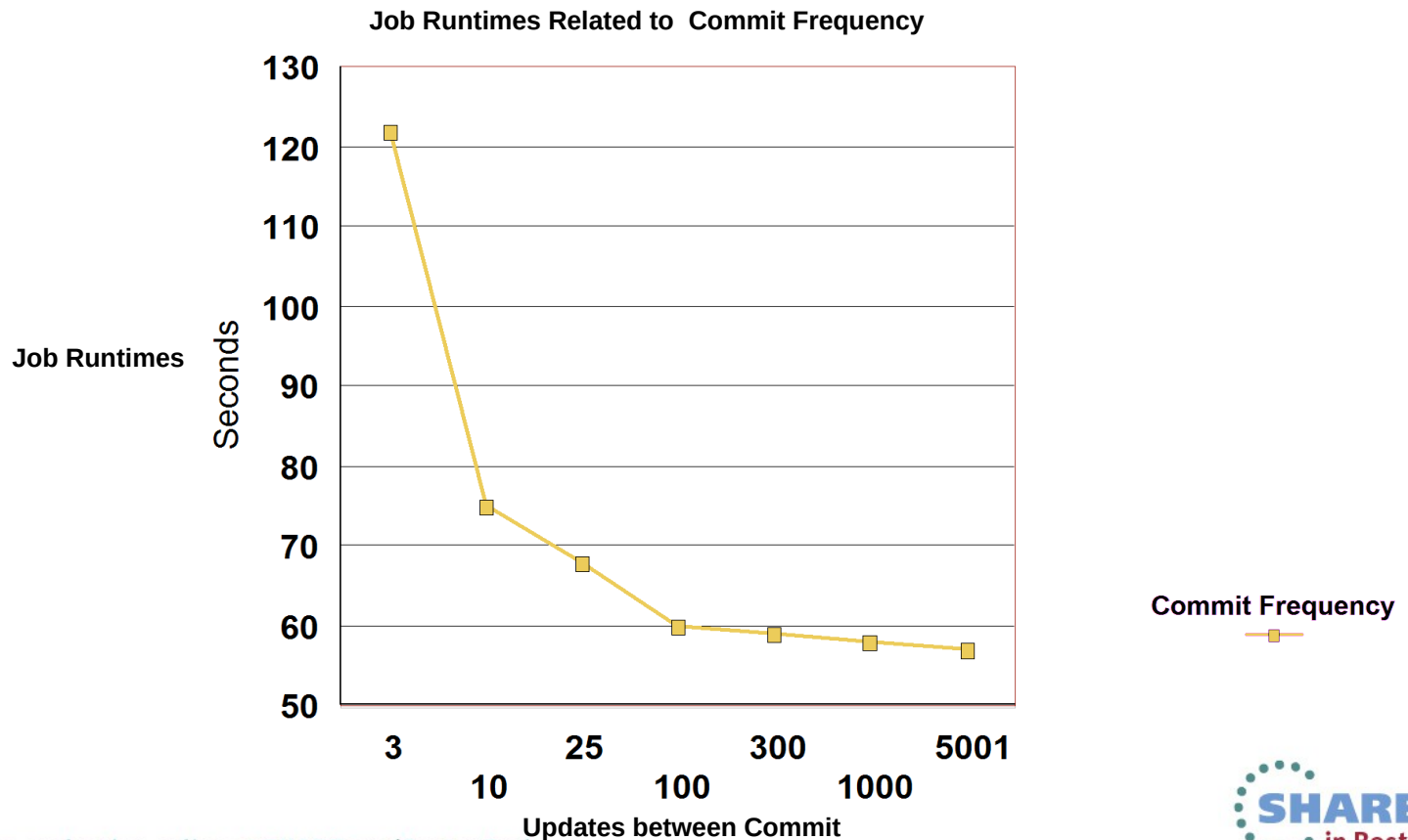
Additional items worth mentioning

Performance Considerations

- TVS Does Add Overhead
 - Increased code path length
 - Cross-address space access to SMSVSAM server
 - Loss of base VSAM NSR chained sequential I/O
 - Loss of base VSAM LSR deferred write
 - New overhead of record locking
 - New overhead of CF cache access
 - Logging (for previous RLS-only work)

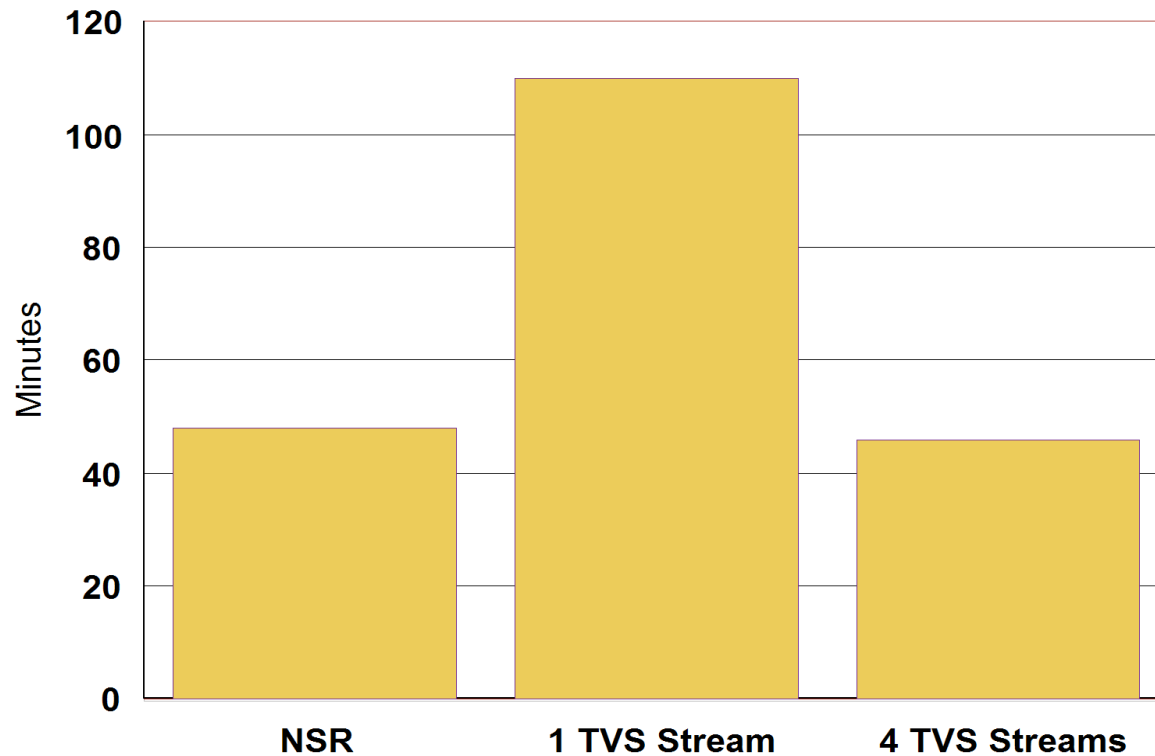
Performance Considerations

- Commit Regularity
 - Too frequent can add unnecessary overhead
 - Too infrequent can cause delays due to lock contention



Performance Considerations

- “Parallelizing” the Workload
 - Spreading out the work reduces individual overhead and increases overall efficiency
 - Several TVS streams can work simultaneously



Restart Considerations

- Restarting applications that use TVS must be done from the last COMMIT point
- Restarting from the beginning could result in data integrity problems
- A checkpoint / restart type system should be implemented to determine restart point of the application

Maintenance and References – PSP Bucket

- The TVS PSP bucket is on the web at:
 - <http://www14.software.ibm.com/webapp/set2/psearch/search?domain=psp>
- 'Search for: SMSVSAM'
- Maintenance organized by release
 - Upgrade ZOSV1R11, Subset DFSMS
 - Upgrade ZOSV1R12, Subset DFSMS
 - Upgrade ZOSV1R13, Subset DFSMS

Summary

- Transactional VSAM allows:
 - Concurrent access with recoverable regions (such as CICS)
 - Full data set recovery through logging and atomic updates
- Eliminates the “Batch Window”
- Requires minimal changes to existing jobs
- Provides plex-wide consistency
- Overall, provides a more effective way to integrate recoverable and non-recoverable workloads (ex. CICS and NON-CICS such as batch)

References:

- *DFSMStvs Planning and Operating Guide*, [SC26-7348](#)
- *DFSMStvs Overview and Planning Guide*, [SG24-6971](#)
- *VSAM Demystified*, [SG24-6105](#)
- *MVS Initialization and Tuning Reference*, [SA22-7592](#)
- *MVS System Commands*, [SA22-7627](#)



Additional Resources



Recoverable Regions

- ***Recoverable Subsystems are applications capable of:***
 - Transactional recovery (backward recovery)
 - Data set recovery (forward recovery)
 - Data set changes are logged
 - Also called a Resource Manager
 - An example of an IBM recoverable region is CICS, IMS, DB2

- ***A Recoverable Subsystem Manager is capable of:***
 - Managing transactional recovery between one or more recoverable subsystems
 - Recoverable Subsystems register with manager
 - Uses 'Units of Recovery' (UR, transaction)
 - Also called a Syncpoint Manager
 - An example of an IBM Recoverable Subsystem is the z/OS Recoverable Resource Manager (RRS)

Example of TVS startup:

```
IGW865I TRANSACTIONAL VSAM INITIALIZATION HAS STARTED.
IGW414I SMSVSAM SERVER ADDRESS SPACE IS NOW ACTIVE. 327
IGW467I DFSMS TVSNAME PARMLIB VALUE SET DURING 510
        SMSVSAM ADDRESS SPACE INITIALIZATION ON SYSTEM: SYSTEM1
        TVSNAME: IGWTV001
        CURRENT VALUE: ENA-ED 1
IGW467I DFSMS TRANSACTIONAL VSAM UNDO LOG PARMLIB VALUE SET DURING 513
        SMSVSAM ADDRESS SPACE INITIALIZATION ON SYSTEM: SYSTEM1
        UNDO LOGSTREAM NAME: IGWTV001.IGWLOG.SYSLOG
        CURRENT VALUE: ENA-ED 1
IGW467I DFSMS TRANSACTIONAL VSAM SHUNT LOG PARMLIB VALUE SET DURING 514
        SMSVSAM ADDRESS SPACE INITIALIZATION ON SYSTEM: SYSTEM1
        SHUNT LOGSTREAM NAME: IGWTV001.IGWSHUNT.SHUNTLOG
        CURRENT VALUE: ENA-ED 1
IGW467I DFSMS TRANSACTIONAL VSAM ACTIVITY KEY POINT PARMLIB VALUE 516
        SET DURING SMSVSAM ADDRESS SPACE INITIALIZATION ON SYSTEM: SYSTEM1
        CURRENT VALUE: 200
IGW467I DFSMS TRANSACTIONAL VSAM TVS_START_TYPE 517
        PARMLIB VALUE SET DURING
        SMSVSAM ADDRESS SPACE INITIALIZATION ON SYSTEM: SYSTEM1
        TVSNAME VALUE: IGWTV001
        CURRENT VALUE: WARM 1
IGW467I DFSMS TRANSACTIONAL VSAM LOG_OF_LOGS PARMLIB VALUE SET DURING 524
        SMSVSAM ADDRESS SPACE INITIALIZATION ON SYSTEM: SYSTEM1
        LOG_OF_LOGS LOGSTREAM NAME: IGWTVS1.LOG.OF.LOGS
        CURRENT VALUE: ENA-ED 1
```

Example of TVS startup:

```
IGW860I TRANSACTIONAL VSAM HAS SUCCESSFULLY REGISTERED WITH RLS
IGW876I TRANSACTIONAL VSAM INITIALIZATION WAITING FOR RRS
ATR201I RRS COLD START IS IN PROGRESS.
ASA2011I RRS INITIALIZATION COMPLETE. COMPONENT ID=SCRRS
IGW877I TRANSACTIONAL VSAM INITIALIZATION RESUMING AFTER WAIT FOR RRS
IGW848I 02182011 11.45.28 SYSTEM UNDO LOG IGWTV001.IGWLOG.SYSLOG 553
INITIALIZATION HAS STARTED
IXC582I STRUCTURE TVS_LOG001 ALLOCATED BY SIZE/RATIO0S. 566
      PHYSICAL STRUCTURE VERSION: C75A333B 5A6E2E32
      STRUCTURE TYPE:                LIST
      CFNAME:                        FACIL02
      ALLOCATION SIZE:                 12 M
      POLICY SIZE:                   12000 K
      POLICY INITSIZE:                0 K
      POLICY MINSIZE:                0 K
      IXLCONN STRSIZE:               0 K
      ENTRY COUNT:                   873
      ELEMENT COUNT:                 7567
      ENTRY:ELEMENT RATIO:           1 : 9
ALLOCATION SIZE IS WITHIN CFRM POLICY DEFINITIONS
IXL014I IXLCONN REQUEST FOR STRUCTURE TVS_LOG001 567
WAS SUCCESSFUL.  JOBNAME: IXGLOGR ASID: 0017
CONNECTOR NAME: IXGLOGR_SYSTEM1 CFNAME: FACIL02
```

Example of TVS startup:

```

IXL015I STRUCTURE ALLOCATION INFORMATION FOR 568
        STRUCTURE TVS_LOG001, CONNECTOR NAME IXGLOGR_SYSTEM1
        CFNAME      ALLOCATION STATUS/FAILURE REASON
        -----
        FACIL02     STRUCTURE ALLOCATED CC001800
        FACIL01     PREFERRED CF ALREADY SELECTED CC001800
IXG283I STAGING DATASET IXGLOGR.IGWTV001.IGWLOG.SYSLOG.SYSTEM1
        ALLOCATED NEW FOR LOGSTREAM IGWTV001.IGWLOG.SYSLOG
        CISIZE=4K, SIZE=442368
IGW474I DFSMS VSAM RLS IS CONNECTING TO 576
        TRANSACTIONAL VSAM LOGSTREAM IGWTV001.IGWLOG.SYSLOG
        SYSTEM NAME:          SYSTEM1
        TRANSACTIONAL VSAM INSTANCE NAME:  IGWTV001
IGW848I 02182011 11.45.29 SYSTEM UNDO LOG IGWTV001.IGWLOG.SYSLOG 577
INITIALIZATION HAS ENDED
IGW848I 02182011 11.45.29 SYSTEM SHUNT LOG IGWTV001.IGWSHUNT.SHUNTLOG
INITIALIZATION HAS STARTED
IXG283I STAGING DATASET IXGLOGR.IGWTV001.IGWSHUNT.SHUNTLOG.SYSTEM1 585
        ALLOCATED NEW FOR LOGSTREAM IGWTV001.IGWSHUNT.SHUNTLOG
        CISIZE=4K, SIZE=442368
IGW474I DFSMS VSAM RLS IS CONNECTING TO 587
        TRANSACTIONAL VSAM LOGSTREAM IGWTV001.IGWSHUNT.SHUNTLOG
        SYSTEM NAME:          SYSTEM1
        TRANSACTIONAL VSAM INSTANCE NAME:  IGWTV001
IGW848I 02182011 11.45.29 SYSTEM SHUNT LOG IGWTV001.IGWSHUNT.SHUNTLOG
INITIALIZATION HAS ENDED

```

Example of TVS startup:

```
IGW848I 02182011 11.45.29 LOG OF LOGS IGWTVS1.LOG.OF.LOGS 589
INITIALIZATION HAS STARTED
IXG283I STAGING DATASET IXGLOGR.IGWTVS1.LOG.OF.LOGS.SYSTEM1 595
ALLOCATED NEW FOR LOGSTREAM IGWTVS1.LOG.OF.LOGS
CISIZE=4K, SIZE=442368
IGW474I DFSMS VSAM RLS IS CONNECTING TO 597
TRANSACTIONAL VSAM LOGSTREAM IGWTVS1.LOG.OF.LOGS
SYSTEM NAME:          SYSTEM1
TRANSACTIONAL VSAM INSTANCE NAME: IGWTV001
IGW848I 02182011 11.45.30 LOG OF LOGS IGWTVS1.LOG.OF.LOGS 598
INITIALIZATION HAS ENDED

IGW865I TRANSACTIONAL VSAM INITIALIZATION IS COMPLETE.
IGW886I 0 RESTART TASKS WILL BE PROCESSED DURING TRANSACTIONAL VSAM
RESTART PROCESSING
IGW866I TRANSACTIONAL VSAM RESTART PROCESSING IS COMPLETE.
IGW467I DFSMS TRANSACTIONAL VSAM QTIMEOUT PARMLIB VALUE SET DURING 602
SMSVSAM ADDRESS SPACE INITIALIZATION ON SYSTEM: SYSTEM1
CURRENT VALUE: 400 1
IGW467I DFSMS TRANSACTIONAL VSAM MAXLOCKS PARMLIB VALUE SET DURING 603
SMSVSAM ADDRESS SPACE INITIALIZATION ON SYSTEM: SYSTEM1
CURRENT VALUE: 100 50 1
```


Key TVS Startup Messages:

IGW865I TRANSACTIONAL VSAM INITIALIZATION HAS STARTED.

IGW414I SMSVSAM SERVER ADDRESS SPACE IS NOW ACTIVE. 327

IGW860I TRANSACTIONAL VSAM HAS SUCCESSFULLY REGISTERED WITH RLS

IGW848I 02182011 11.45.28 SYSTEM UNDO LOG IGWTV001.IGWLOG.SYSLOG 553
INITIALIZATION HAS STARTED

IGW848I 02182011 11.45.29 SYSTEM UNDO LOG IGWTV001.IGWLOG.SYSLOG 577
INITIALIZATION HAS ENDED

IGW848I 02182011 11.45.29 SYSTEM SHUNT LOG IGWTV001.IGWSHUNT.SHUNTLOG
INITIALIZATION HAS STARTED

IGW848I 02182011 11.45.29 SYSTEM SHUNT LOG IGWTV001.IGWSHUNT.SHUNTLOG
INITIALIZATION HAS ENDED

IGW865I TRANSACTIONAL VSAM INITIALIZATION IS COMPLETE.

IGW886I 0 RESTART TASKS WILL BE PROCESSED DURING TRANSACTIONAL VSAM
RESTART PROCESSING

IGW866I TRANSACTIONAL VSAM RESTART PROCESSING IS COMPLETE.

Recovery (Forward)

- To Recover a data set with retained locks:
 - Stop any current transactions
 - DELETE recoverable.dataset
 - Restore backup copy
 - Apply committed changes since last backup
 - Restart access (Retry SHUNTED work)
- CICSVR automates this process
(does not retry shunted work)

Recovery (Forward)

- To Recover a data set with retained locks, take following steps
 - **SHCDS FRSETRR(recoverabledataset)** – sets the FR indicator
 - **SHCDS FRUNBIND(recoverabledataset)** - unbinds the retained locks, allowing delete
 - **DELETE recoverabledataset**
 - **<Restore backup copy>**
 - **<apply committed changes since last backup (must set ACBRECOV)>**
 - **SHCDS FRBIND(recoverabledataset)** – reattach retained locks
 - **SHCDS FRRSETRR** – re-enable access to dataset
 - **SHCDS LISTSHUNTED SPHERE(recoverabledataset)**- display information about shunted work
 - **SHCDS RETRY SPHERE(recoverabledataset)** - retry the syncpoint
- CICSVR automates this process (does not retry shunted work)

Display Commands

- D SMS,TRANVSAM[,ALL]**

D SMS,TRANVSAM

RESPONSE=SYSTEM1

IEE932I 006

IGW800I 22.48.15 DISPLAY SMS, TRANSACTIONAL VSAM

DISPLAY SMS, TRANSACTIONAL VSAM - SERVER STATUS

System	TVSNAME	State	Rrs	#Urs	Start	AKP	QtimeOut
SYSTEM1	IGWTV001	ACTIVE	REG	0	WARM/WARM	200	400

DISPLAY SMS, TRANSACTIONAL VSAM - LOGSTREAM STATUS

LogStreamName	State	Type	Connect Status
IGWTV001.IGWLOG.SYSLOG	Enabled	UnDoLog	Connected
IGWTV001.IGWSHUNT.SHUNTLOG	Enabled	ShuntLog	Connected

Display Commands

- **D SMS,TRANVSAM[,ALL]**
 - Displays information about the instance of TVS on a system
 - State: Status of TVS (init, active, quiescing, quiesced, disabling, disabled)
 - RRS: TVS status with respect to resource recovery services
 - #Urs: Number of active units of recovery
 - Start: How TVS started
 - Cold start: The log data was not read, any old data was discarded
 - Warm start: The log data was read and processed
 - AKP: Number of logging operations between keypoints
 - QtimeOut: The quiesce timeout value (in seconds)
 - All logs known to this instance of TVS including the log of logs if used
 - The status of all known logs associated with the TVS instance

Display Commands

- **D SMS,LOG(logstreamid | ALL)**
 - Shows information about the logs currently in use by TVS
 - Status of the log stream (failed or available)
 - Type of log (undo, shunt, forward recovery, log of logs)
 - Job name and URID of the oldest unit of recovery using the log
 - A list of all TVS instances that are using the log
 - Useful for determining why a log stream is increasing in size
- **D SMS,SHUNTED[,SPHERE(sphere) | URID(urid | ALL)]**
 - Shows shunted work across the plex in three possible ways
 - Neither sphere or urid: List of systems in the plex and number of shunted URIDs
 - Sphere: List of shunted work for the sphere for all systems in the plex
 - URID: List of shunted work for the unit of recovery (or for ALL units of recovery) for all systems in the plex

Display Commands

- **D SMS,URID(urid | ALL)**
 - Displays information about the unit of recovery
 - Age of the UR
 - Name of the job and jobstep associated with the UR
 - Status of UR
 - Usir ID associated with JOB
 - Does not include information about shunted work
 - Does not include information about URs in restart
- **D SMS,JOB(jobname)**
 - Displays information about a job using TVS
 - Current jobstep
 - URID for the job
 - Status of the UR

Vary Commands

- **V SMS,TRANVSAM(xxx|ALL),Q|D|E**
 - Sets the state of the specified TRANVSAM instance
 - Q: Quiesce
 - TVS completes any URs that are in progress
 - New URs are rejected
 - Completed when last data set open to TVS is closed
 - D: Disable
 - TVS immediately stops URs that are in progress
 - Some backout / commit requests in progress may complete
 - New URs are rejected
 - When last TVS dataset is closed, locks are retained
 - E: Enable
 - TVS begins accepting new URs for processing
 - Reverses the effects of Q and D

Vary Commands

- **V SMS,LOG(logstreamid),Q|D|E**
 - Enables/disables a given log stream
 - Quiescing TVS undo / shunt log = quiesce TVS processing
 - Disabling TVS undo / shunt log = disable TVS processing
 - Q: Quiesce
 - TVS completes in progress URs using log stream
 - No new URs accepted which require log stream
 - If undo / shunt log, quiesce completes when all TVS data sets are closed
 - If forward recovery log, quiesce completes when all TVS data sets open for output are closed
 - D: Disable
 - TVS immediately stops using the log stream
 - Can prevent completion of commit or backout for URs
 - URs can be shunted providing there is no need for the disabled log
 - If undo / shunt log, no further work is done, all OPENS and VSAM R/M requests are failed
 - If forward recovery log, any new OPENS requiring the log fail
 - E: Enable
 - Enables TVS to begin accepting new units of recovery for log stream
 - If work was left incomplete, TVS completes work during restart
 - Reverses effects of Q and D

SHCDS Commands

- SHCDS commands provide a myriad of capabilities:
 - List information kept by SMSVSAM / TVS about subsystems and data sets
 - **LISTDS(base-cluster)**
 - Assigned coupling facility cache structure name
 - Subsystem type and status (active for batch / active or failed for online)
 - Whether the sphere is recoverable or nonrecoverable
 - State of the data set (Retained locks, lost locks, forward recovery required, etc)
 - **LISTSUBSYS(subsystem | ALL)**
 - Subsystem status (active for batch / active or failed for online)
 - Summary showing whether the subsystem's shared datasets have lost or retained locks
 - When subsystem is active: shows # of held locks, waiting lock requests, retained locks
 - When subsystem is failed: shows # of retained locks
 - **LISTSUBSYSDS(subsystem | ALL)**
 - Sharing protocol (online / batch)
 - Status (active / failed)
 - Recovery information for each shared data set (retained / lost locks, forward recovery required, etc)

SHCDS Commands

- SHCDS commands provide a myriad of capabilities:
 - List information kept by SMSVSAM / TVS about subsystems and data sets
 - **LISTRECOVERY(base-cluster)**
 - Lost / Retained locks
 - Non-RLS update permitted
 - Forward recovery required
 - **LISTALL**
 - Lists all information related to recovery for subsystems and spheres accessed in RLS mode
 - **LISTSHUNTED [SPHERE(base-cluster) | URID(urid | ALL)]**
 - Contains information about shunted work due to inability to complete syncpoint for a data set or UR
 - URID
 - Data set name
 - Job and jobstep associated with UR
 - Whether UR will be committed or backed out during retry

SHCDS Commands

- SHCDS commands provide a myriad of capabilities:
 - Control Forward Recovery
 - **FRSETRR(base-cluster)**
 - Sets the forward recovery required indicator
 - Access is prevented until forward recovery is complete
 - **FRUNBIND(base-cluster)**
 - Unbinds the retained locks prior to restoring or moving a data set
 - **FRBIND(base-cluster)**
 - Use after BLDINDEX to rebind associated locks to a restored dataset
 - **FRRESETRR(base-cluster)**
 - Use after forward recovery is complete and after locks are re-bound
 - Allows access to newly recovered data set by applications other than forward recovery application
 - **FRDELETEUNBOUNDLOCKS(base-cluster)**
 - Allows deletion of locks in the rare case where forward recovery is not possible
 - Allow NON-RLS update – use sparingly
 - **PERMITNONRLSUPDATE, DENYNONRLSUPDATE**
 - Reset various information about subsystems or RLS
 - Handling SHUNTED work:
 - **RETRY, PURGE**

SHCDS Commands

- SHCDS commands provide a myriad of capabilities:
 - Allow NON-RLS update – use sparingly
 - **PERMITNONRLSUPDATE**
 - Allows a data set with pending recovery to be opened in non-RLS mode
 - Used when critical batch updates are needed and recovery can't first be completed
 - **DENYNONRLSUPDATE**
 - Reverses the effect of PERMITNONRLSUPDATE
 - Reset various information about subsystems or RLS
 - Handling SHUNTED work:
 - **RETRY [SPHERE(base-cluster) | URID(urid)]**
 - Retries the syncpoint
 - Use when data set can be restored to a state consistent with logs
 - **PURGE [SPHERE(base-cluster) | URID(urid)]**
 - Discards the log entries and releases associated locks
 - Use when data set is damaged and can not be restored to a consistent state
 - e.g. Use on a data set that has been restored from backup that predates updates

SHCDS Commands Example

ISPF Command Shell

Enter TSO or Workstation commands below:

```
===> SHCDS LISTDS('recoverabledataset*')
```

```
----- LISTING FROM SHCDS ----- IDCSH02 -----
```

```
DATA SET NAME----recoverabledataset
```

```
CACHE STRUCTURE----CACHE01
```

```
RETAINED LOCKS-----YES      NON-RLS UPDATE PERMITTED-----NO
```

```
LOST LOCKS-----NO          PERMIT FIRST TIME-----NO
```

```
LOCKS NOT BOUND-----NO     FORWARD RECOVERY REQUIRED-----NO
```

```
RECOVERABLE-----YES
```

SHARING SUBSYSTEM STATUS

SUBSYSTEM NAME	SUBSYSTEM STATUS	RETAINED LOCKS	LOST LOCKS	NON-RLS UPDATE PERMITTED
IGWTV001	ONLINE--FAILED	YES	NO	NO

```
***
```

Command Quick Links

- Display Commands:
 - <http://publib.boulder.ibm.com/infocenter/zos/v1r13/topic/com.ibm.zos.r13.ieag100/d3sms.htm>
- Vary Commands:
 - <http://publib.boulder.ibm.com/infocenter/zos/v1r13/topic/com.ibm.zos.r13.ieag100/v1tranv.htm>
- SHCDS Commands:
 - <http://publib.boulder.ibm.com/infocenter/zos/v1r13/topic/com.ibm.zos.r13.idat300/shcnds.htm>

DFSMS:Basics Transactional VSAM (TVS) Basics and Implementation

Neal Bohling
DFSMS Defect Support, IBM

August 14, 2013
Session# 14156

