



# IMS Request for Enhancements (RFE) for Customer Requirements

Betty Patterson  
IBM

February 5, 2013  
#13188



# Acknowledgements and Disclaimers



**Availability.** References in this presentation to IBM products, programs, or services do not imply that they will be available in all countries in which IBM operates.

The workshops, sessions and materials have been prepared by IBM or the session speakers and reflect their own views. They are provided for informational purposes only, and are neither intended to, nor shall have the effect of being, legal or other guidance or advice to any participant. While efforts were made to verify the completeness and accuracy of the information contained in this presentation, it is provided AS-IS without warranty of any kind, express or implied. IBM shall not be responsible for any damages arising out of the use of, or otherwise related to, this presentation or any other materials. Nothing contained in this presentation is intended to, nor shall have the effect of, creating any warranties or representations from IBM or its suppliers or licensors, or altering the terms and conditions of the applicable license agreement governing the use of IBM software.

All customer examples described are presented as illustrations of how those customers have used IBM products and the results they may have achieved. Actual environmental costs and performance characteristics may vary by customer. Nothing contained in these materials is intended to, nor shall have the effect of, stating or implying that any activities undertaken by you will result in any specific sales, revenue growth or other results.

© **Copyright IBM Corporation 2013. All rights reserved.**

- **U.S. Government Users Restricted Rights - Use, duplication or disclosure restricted by GSA ADP Schedule Contract with IBM Corp.**

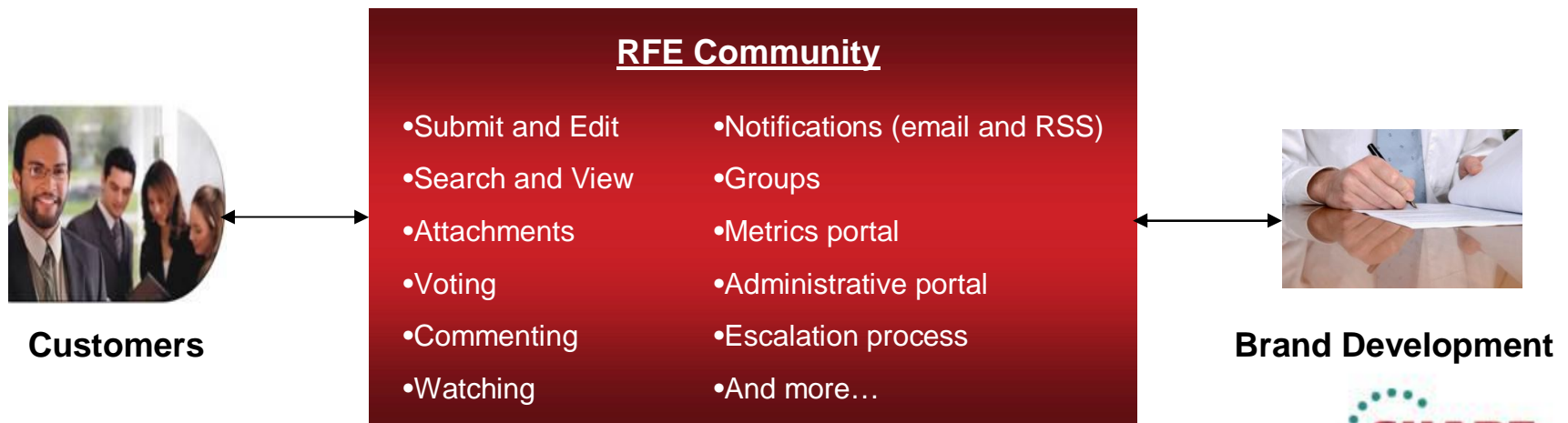
IBM, the IBM logo, ibm.com, IMS, DB2, CICS and WebSphere MQ are trademarks or registered trademarks of International Business Machines Corporation in the United States, other countries, or both. If these and other IBM trademarked terms are marked on their first occurrence in this information with a trademark symbol (® or ™), these symbols indicate U.S. registered or common law trademarks owned by IBM at the time this information was published. Such trademarks may also be registered or common law trademarks in other countries. A current list of IBM trademarks is available on the Web at “Copyright and trademark information” at [www.ibm.com/legal/copytrade.shtml](http://www.ibm.com/legal/copytrade.shtml)

Other company, product, or service names may be trademarks or service marks of others.

# Requirements Management

- **Historically...** internal IBM FITS tool
  - Used to manage/track customer requirements, customers do not have direct access to their requirements
- **Going forward via Request for Enhancements (RFE)** online portal
  - Customers can directly manage/track their requirements – greater accessibility
  - Plus access and ability to vote/comment/watch other public requirements

RFE already used by [Rational](#), [Tivoli](#), [WebSphere](#), [DB2 for z/OS](#) , [DB2 Tools](#) and [IMS Tools](#)



# IMS RFE

Information Management RFE Community

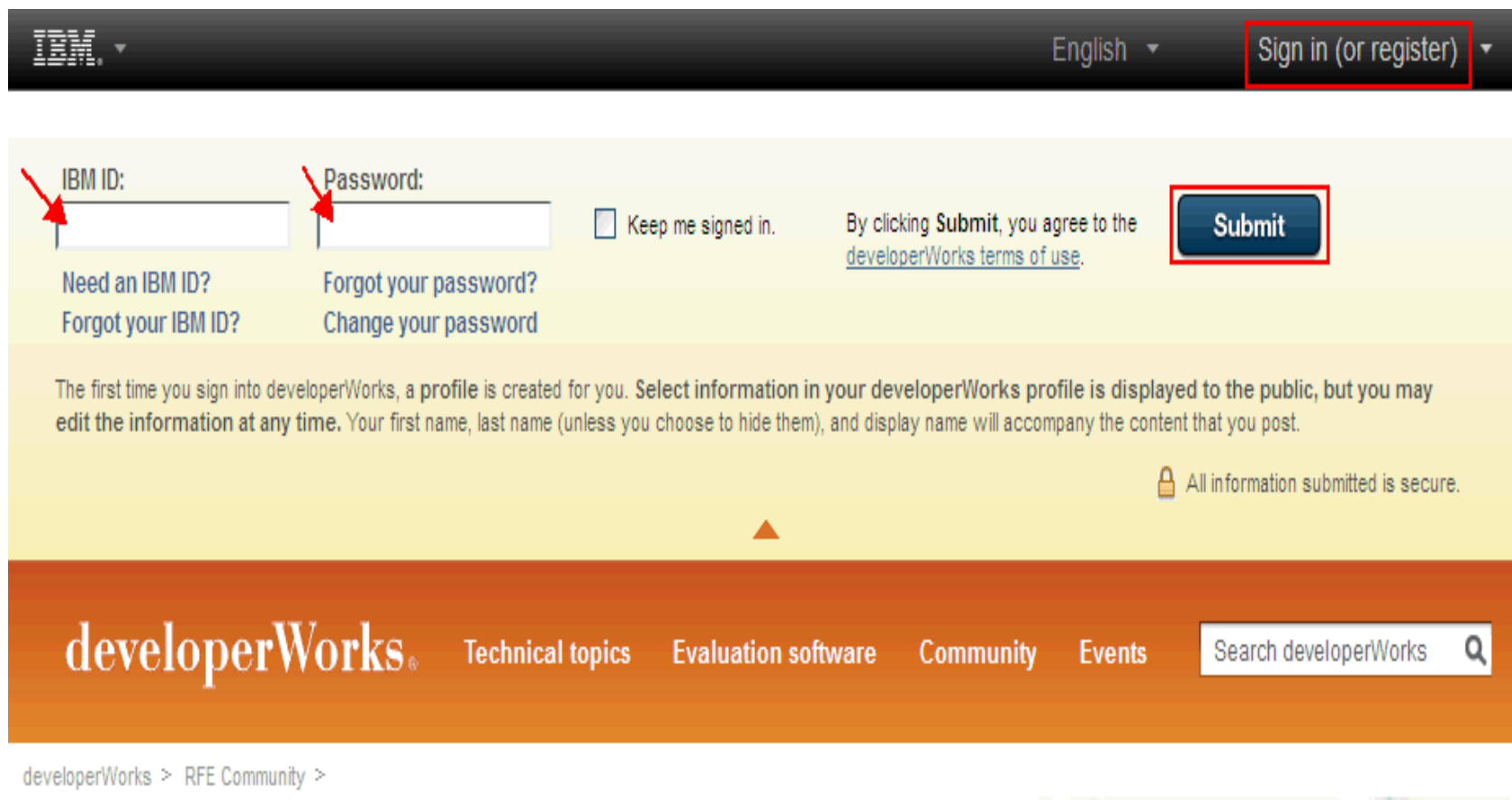
<http://www.ibm.com/developerworks/rfe/infomgmt/>



- Rollout plan
  - RFE target for general use beginning 2Q2013
  - FITS target for closing 1Q2013
  - Key requirements can be recreated in RFE in order to track and allow others to view/vote/comment/watch
- RFE is easy to use – logon with your developerWorks IBM ID
  - **Submit** from the [IM RFE site](#) – many fields auto-filled, straight-forward form
  - **Search for RFEs** – easily find an RFE via search filters:  
*View, Comment, Vote, Watch*
  - **Track my RFEs** – view all the RFEs that you're interested in, plus automated notifications

**YouTube videos:** [http://www.ibm.com/developerworks/rfe/execute?use\\_case=tutorials#tut2](http://www.ibm.com/developerworks/rfe/execute?use_case=tutorials#tut2)

# Sign in with your IBM ID and password



The screenshot shows the sign-in interface for developerWorks. At the top, there is a navigation bar with the IBM logo, the language set to 'English', and a 'Sign in (or register)' button highlighted with a red box. Below this, the sign-in form includes two input fields: 'IBM ID:' and 'Password:', both with red arrows pointing to them. To the right of the password field is a checkbox labeled 'Keep me signed in.' and a 'Submit' button highlighted with a red box. Below the input fields are links for 'Need an IBM ID? Forgot your IBM ID?' and 'Forgot your password? Change your password'. A disclaimer states: 'The first time you sign into developerWorks, a profile is created for you. Select information in your developerWorks profile is displayed to the public, but you may edit the information at any time. Your first name, last name (unless you choose to hide them), and display name will accompany the content that you post.' A lock icon and the text 'All information submitted is secure.' are also present. The footer of the page features the developerWorks logo, navigation links for 'Technical topics', 'Evaluation software', 'Community', and 'Events', and a search bar.

IBM English Sign in (or register)

IBM ID: Password:  Keep me signed in. **Submit**

Need an IBM ID? Forgot your IBM ID? Forgot your password? Change your password

The first time you sign into developerWorks, a profile is created for you. Select information in your developerWorks profile is displayed to the public, but you may edit the information at any time. Your first name, last name (unless you choose to hide them), and display name will accompany the content that you post.

All information submitted is secure.

developerWorks® Technical topics Evaluation software Community Events Search developerWorks

developerWorks > RFE Community >

# Submit RFEs

developerWorks > RFE Community > Information Management >

## Information Management RFE Community

Welcome Information Management users! Here you have an opportunity to collaborate directly with the Information Management product development teams and other product users.

- [Search for RFEs](#) (view, comment, vote, and watch)
- [Submit RFEs](#)
- [Track your RFEs](#) (My RFEs)

Customize this page for your favorite product:

Application Development Facility

### Information Management RFE activities

→ [Search RFEs](#)

Before you submit a request, search the existing database to minimize the number of duplicate entries. You can add your own comments to existing requests and share information across the community.

→ [Submit RFEs](#)

Submit your own idea for a new RFE. Our development team will review your request and provide status updates throughout its lifecycle.

### Spotlight

- [Announcements](#)
- [Give us your feedback](#)

### Brands

- All brands
- **Information Management**
- PureSystems
- Rational
- Tivoli
- WebSphere

### Latest RFE submitted

Product:

# Submit a request for enhancement sample

developerWorks > RFE Community >


## Submit a request for enhancement (RFE)



Use this form to submit an idea for a new product feature, also called a request for enhancement (RFE). The product development team will review your input and provide status updates as decisions are made regarding the RFE.

Before you submit a new RFE, please [view RFEs that have already been submitted](#). If your idea has already been submitted, you can add comments to the existing RFE, thereby indicating your agreement with the idea. We may use this information to help prioritize development of new features.

**Note:** The company and business justification will not be visible on the Jazz.net site for RFEs submitted for Jazz products.

The fields indicated with an asterisk (\*) are required to complete the transaction. If you do not want to provide us with the required information, please use the Back button on your browser to return to the previous page.

 A key icon indicates that the field is displayed only to the original submitter. The key icon next to an RFE indicates that the RFE is a private RFE.

<b>Submitter:</b> *	djr
 <b>Company:</b> *	The Company field is visible to you and IBM only, as shown by the key icon (40 characters or less): <input type="text" value="ibm"/> (You have 37 characters left)
<b>Headline:</b> *	Please enter a summary of your request (125 characters or less). Only the first 25 characters are visible if the RFE is private. <input type="text" value="MT -"/> (You have 120 characters left)
<b>Submitter's ranking of priority:</b> *	What impact does this request have on your ability to use the product? <input type="text" value="Urgent"/>  Priority definitions

# Submit a request for enhancement ...

**Brand:**\* Information Management


**Product family:**\* IMS

**Product:**\* IMS Transaction Manager

**Component:**\* What component would you expect to include this feature?  
Terminal Management

**Operating system:**\* IBM z/OS

**Source:** IBM identified source for RFE creation.  
IOD conference

**Visibility:**  Private

Public RFEs are visible to all users; Private RFEs are visible only to the original submitter. The visibility is automatically set when the RFE is created.

**Country:** United States

**PMR ID:** If applicable, enter the Problem Management Record (PMR) ID. For example, 12345,AY7,ABC (with no spaces or other special characters)

- IMS Database Manager
- IMS Transaction Manager
- IMS Enterprise Suite
- IMS System Services






# Submit a request for enhancement ...

**Description:**\*

Please enter a detailed description of the new feature that you want (5000 characters or less):


 [Description example](#)

a description of the enhancement

(You have 4968 characters left)


**Use Case:**\*

Please describe the scenario (use case) this feature would be used in (5000 characters or less):

 [Use case example](#)

use case/user story describing how enhancement would be used

(You have 4940 characters left)

 **Business justification:**

Please explain your business justification for why IBM should add this feature. Include information such as extent of individuals affected, impact on your business or project, and so forth. This information will not be publicly visible, as shown by the key icon. You can use this field to provide information that you only want to share with IBM (5000 characters or less):

saving time, money and the world

# Submit a request for enhancement ...

**RFE actions:**  Add vote  
 Add to My watchlist

---


**Attachments**

No file is attached to this RFE.

File attachments:

- The maximum number of files allowed per user per RFE is 4.
- The maximum number of files allowed per RFE is 20.
- The maximum size of a file attachment is 10MB.

**Note:** All attachments are scanned for viruses.

 [Attach a new file](#)

---

An IBM representative may use the information you have provided to contact you regarding an RFE entered into the RFE Community.

By submitting this form I agree that IBM may process my data in the manner indicated above and as described in [IBM's Privacy Statement](#).

# RFE Creation Notification - Sample



RFE Community [Submitted RFE]: RFE creation notification

[rfe\\_community\\_notification](#) to: Daniel Reilly

Default custom expiration date: 10/03/2013

10/03/2012 02:48 PM

[Show Details](#)

You are being notified that you recently submitted an RFE on the IBM RFE Community.  
You will be able to edit your RFE for 24 hours before the RFE is processed and sent to IBM product management.

We encourage you to take the following steps to ensure the best possible outcome of your RFE:

1) Review your RFE

It is important to review your RFE to ensure the RFE is both accurate and sufficiently detailed for its proper evaluation. You have 24 hours from the time the RFE is submitted to edit it before the RFE is processed.

2) Add supplemental information to your RFE

Provide as much information on your RFE as possible by attaching additional documents or by posting comments to provide vital supplemental information.

3) Promote your RFE

The level of activity of your RFE is a consideration in determining its business value. This activity is indicated by the number of users who have contributed to it, who are watching it, and who have voted for it.

4) Get notified of updates to your RFE

Get email notifications of any changes to your RFE by adding the RFE to your watchlist ('My watchlist') and clicking on the 'Subscribe to email notifications' on the My watchlist page.

For your records, we are providing you with a summary of your submitted RFE:

-----  
Notification generated at: 03 Oct 2012, 05:48 PM Eastern Time (ET)

ID: 16322  
Headline: MT -  
Submitted on: 03 Oct 2012, 05:48 PM Eastern Time (ET)  
Brand: Information Management  
Product: IMS Transaction Manager

Link: [http://www.etl.ibm.com/developerworks/rfe/execute?use\\_case=viewRfe&CR\\_ID=16322](http://www.etl.ibm.com/developerworks/rfe/execute?use_case=viewRfe&CR_ID=16322)  
-----

If you have any questions regarding your submitted RFE, please contact us at: <http://www.ibm.com/developerworks/rfe/contact/>

# Resources



- RFE Getting Started Information
  - Create an developerWorks IBM ID, required for RFE  
<https://www.ibm.com/developerworks/dwwi/jsp/WSLogin.jsp>
  - IBM developerWorks RFE Community containing helpful information  
<http://www.ibm.com/developerworks/rfe>
  - RFE Community YouTube tutorials  
[http://www.ibm.com/developerworks/rfe/execute?use\\_case=tutorials](http://www.ibm.com/developerworks/rfe/execute?use_case=tutorials)
  - RFE Community FAQ -  
[http://www.ibm.com/developerworks/rfe/execute?use\\_case=changeRequestFAQ](http://www.ibm.com/developerworks/rfe/execute?use_case=changeRequestFAQ)
  - RFE Community statuses -  
[http://www.ibm.com/developerworks/rfe/execute?use\\_case=changeRequestDefs](http://www.ibm.com/developerworks/rfe/execute?use_case=changeRequestDefs)
- Information Management's RFE Community:  
<http://www.ibm.com/developerworks/rfe/infomgmt/>
- Product URL list for Branded landing pages with product specific information:  
<http://www.ibm.com/developerworks/rfe/products/>

# Thank You