

Sysplex Networking Technologies and Considerations

Gus Kassimis - kassimis@us.ibm.com

IBM Enterprise Networking Solutions
Raleigh, NC, USA

Session: 11345
Wed August 8 – 11:00 AM to 12:00 PM

Sysplex Networking Technologies and Considerations

Session number:	11345
Date and time:	Wednesday, August 8, 2012: 11:00 AM-12:00 PM
Location:	Grand Ballroom Salon A (Anaheim Marriott Hotel)
Program:	Communications Infrastructure
Project:	Communications Server
Track:	Tracks: Network Support and Management and z/OS Systems Programming
Classification:	Technical
Speaker:	Gus Kassimis, IBM
Abstract:	<p>In this session, we will review z/OS Communication Server networking technologies that help maximize the value of the parallel sysplex environment. Recent enhancements in the area of High Availability and workload balancing will be discussed, including considerations for enabling these features. Topics will also include best practices recommendations for intra-sysplex connectivity and external connectivity into the sysplex environment, including techniques for achieving network interface resilience in a flat network and the impacts of using state-full firewalls in the Sysplex access network.</p>

Trademarks, notices, and disclaimers

The following terms are trademarks or registered trademarks of International Business Machines Corporation in the United States or other countries or both:

- | | | | | |
|-------------------------------------|---|-------------------------|-------------------|------------------|
| • Advanced Peer-to-Peer Networking® | • GDDM® | • Language Environment® | • Rational Suite® | • zEnterprise |
| • AIX® | • GDPS® | • MQSeries® | • Rational® | • zSeries® |
| • alphaWorks® | • Geographically Dispersed Parallel Sysplex | • MVS | • Redbooks | • z/Architecture |
| • AnyNet® | • HiperSockets | • NetView® | • Redbooks (logo) | • z/OS® |
| • AS/400® | • HPR Channel Connectivity | • OMEGAMON® | • Sysplex Timer® | • z/VM® |
| • BladeCenter® | • HyperSwap | • Open Power | • System i5 | • z/VSE |
| • Candle® | • i5/OS (logo) | • OpenPower | • System p5 | |
| • CICS® | • i5/OS® | • Operating System/2® | • System x® | |
| • DataPower® | • IBM eServer | • Operating System/400® | • System z® | |
| • DB2 Connect | • IBM (logo)® | • OS/2® | • System z9® | |
| • DB2® | • IBM® | • OS/390® | • System z10 | |
| • DRDA® | • IBM zEnterprise™ System | • OS/400® | • Tivoli (logo)® | |
| • e-business on demand® | • IMS | • Parallel Sysplex® | • Tivoli® | |
| • e-business (logo) | • InfiniBand® | • POWER® | • VTAM® | |
| • e-business (logo)® | • IP PrintWay | • POWER7® | • WebSphere® | |
| • ESCON® | • IPDS | • PowerVM | • xSeries® | |
| • FICON® | • iSeries | • PR/SM | • z9® | |
| | • LANDP® | • pSeries® | • z10 BC | |
| | | • RACF® | • z10 EC | |
- * All other products may be trademarks or registered trademarks of their respective companies.

The following terms are trademarks or registered trademarks of International Business Machines Corporation in the United States or other countries or both:


- Adobe, the Adobe logo, PostScript, and the PostScript logo are either registered trademarks or trademarks of Adobe Systems Incorporated in the United States, and/or other countries.
- Cell Broadband Engine is a trademark of Sony Computer Entertainment, Inc. in the United States, other countries, or both and is used under license there from.
- Java and all Java-based trademarks are trademarks of Sun Microsystems, Inc. in the United States, other countries, or both.
- Microsoft, Windows, Windows NT, and the Windows logo are trademarks of Microsoft Corporation in the United States, other countries, or both.
- InfiniBand is a trademark and service mark of the InfiniBand Trade Association.
- Intel, Intel logo, Intel Inside, Intel Inside logo, Intel Centrino, Intel Centrino logo, Celeron, Intel Xeon, Intel SpeedStep, Itanium, and Pentium are trademarks or registered trademarks of Intel Corporation or its subsidiaries in the United States and other countries.
- UNIX is a registered trademark of The Open Group in the United States and other countries.
- Linux is a registered trademark of Linus Torvalds in the United States, other countries, or both.
- ITIL is a registered trademark, and a registered community trademark of the Office of Government Commerce, and is registered in the U.S. Patent and Trademark Office.
- IT Infrastructure Library is a registered trademark of the Central Computer and Telecommunications Agency, which is now part of the Office of Government Commerce.


Notes:

- Performance is in Internal Throughput Rate (ITR) ratio based on measurements and projections using standard IBM benchmarks in a controlled environment. The actual throughput that any user will experience will vary depending upon considerations such as the amount of multiprogramming in the user's job stream, the I/O configuration, the storage configuration, and the workload processed. Therefore, no assurance can be given that an individual user will achieve throughput improvements equivalent to the performance ratios stated here.
- IBM hardware products are manufactured from new parts, or new and serviceable used parts. Regardless, our warranty terms apply.
- All customer examples cited or described in this presentation are presented as illustrations of the manner in which some customers have used IBM products and the results they may have achieved. Actual environmental costs and performance characteristics will vary depending on individual customer configurations and conditions.
- This publication was produced in the United States. IBM may not offer the products, services or features discussed in this document in other countries, and the information may be subject to change without notice. Consult your local IBM business contact for information on the product or services available in your area.
- All statements regarding IBM's future direction and intent are subject to change or withdrawal without notice, and represent goals and objectives only.
- Information about non-IBM products is obtained from the manufacturers of those products or their published announcements. IBM has not tested those products and cannot confirm the performance, compatibility, or any other claims related to non-IBM products. Questions on the capabilities of non-IBM products should be addressed to the suppliers of those products.
- Prices subject to change without notice. Contact your IBM representative or Business Partner for the most current pricing in your geography.

Refer to www.ibm.com/legal/us for further legal information.

Agenda

- 
- ☐ Workload balancing considerations
 - ☐ Intra-Sysplex connectivity
 - ☐ Networking Sysplex availability
 - ☐ Network availability in a flat network environment (No dynamic routing updates)
 - ☐ Network Subplex support

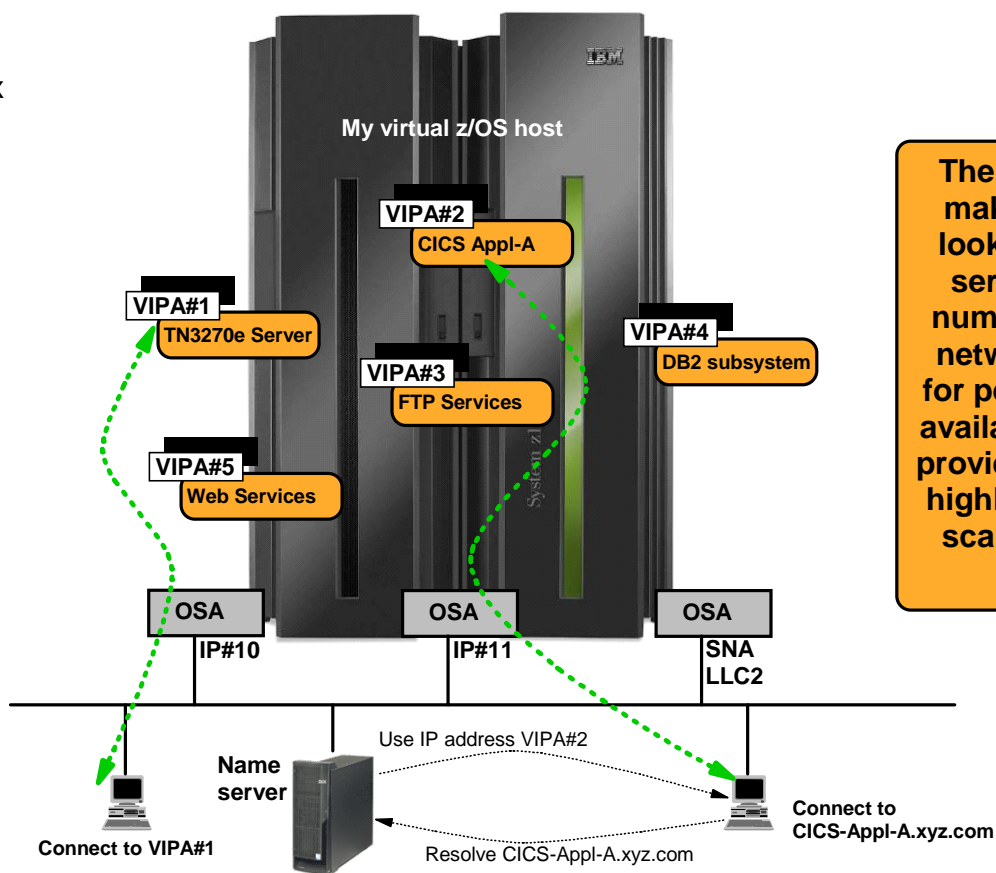


Disclaimer: All statements regarding IBM future direction or intent, including current product plans, are subject to change or withdrawal without notice and represent goals and objectives only. All information is provided for informational purposes only, on an “as is” basis, without warranty of any kind.

The network view of a Parallel Sysplex - a single large server with many network interfaces and many application services

- The promises of the Parallel Sysplex cluster environment are:
 - Application location independence
 - Ability to shift application workload between LPARs
 - Application single system image from the network
 - Application capacity on-demand
 - Component failure does not lead to application failure

- Gaining the benefits, depend on:
 - Carefully designed redundancy of all key hardware and software components in symmetric configurations
 - Supporting functions in z/OS and middleware
 - Cooperation by applications
 - Operations procedures



The objective is to make the Sysplex look like one large server that has a number of physical network interfaces for performance and availability - and that provides a number of highly available and scalable services.

**SNA and
TCP/IP**

- ✓ Single-system image (SSI)
- ✓ Scalable
- ✓ Highly available
- ✓ Secure

Sysplex Networking Technologies and Considerations

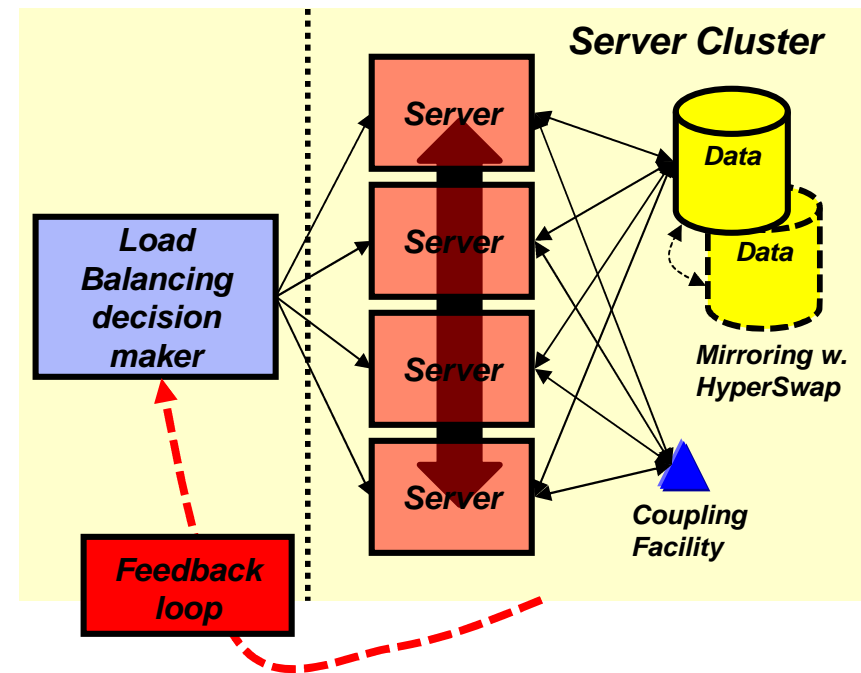
Workload Balancing Considerations



What are the main objectives of network workload balancing?

- **Performance**
 - Workload management across a cluster of server instances
 - One server instance on one hardware node may not be sufficient to handle all the workload
- **Availability**
 - As long as one server instance is up-and-running, the “service” is available
 - Individual server instances and associated hardware components may fail without impacting overall availability
- **Capacity management / horizontal growth**
 - Transparently add/remove server instances and/or hardware nodes to/from the pool of servers in the cluster
- **Single System Image**
 - Give users one target hostname to direct requests to
 - Number of and location of server instances is transparent to the user


All server instances must be able to provide the same basic service. In a z/OS Sysplex that means the applications must be Sysplex-enabled and be able to share data across all LPARs in the Sysplex.



In order for the load balancing decision maker to meet those objectives, it must be capable of obtaining feedback dynamically, such as server instance availability, capacity, performance, and overall health.

z/OS IP network workload balancing overview

- Two main technologies:
 - Sysplex Distributor
 - Port sharing
- Sysplex Distributor
 - Sysplex Distributor is a layer-4 load balancer
 - It makes a decision when it sees an inbound SYN segment for one of the Distributed Dynamic VIPA (DDVIPA) IP address/port combinations it load balances for
 - Sysplex Distributor uses MAC-level forwarding when connection routing takes place over XCF
 - Sysplex Distributor uses GRE when connection routing takes place over any network between the z/OS images
 - Based on definition of VIPAROUTE
 - All inbound packets for a distributed connection must be routed through the Sysplex Distributor LPAR
 - Only the Sysplex Distributor LPAR advertises routing ownership for a DDVIPA, so downstream routers will forward all inbound packets for a given DDVIPA to the distributing LPAR
 - All outbound packets from the server instances can take whatever route is most optimal from the server instance node back to the client
- Port sharing
 - PORTSHARING can be used within a z/OS node to distribute connections among multiple server address spaces within that z/OS node
 - SHAREPORT – TCP/IP Server Efficiency Factor (SEF) value used to perform a weighted round robin distribution to the server instances
 - SHAREPORTWLM – WLM input is used to select server for new connection




Sysplex Distributor distribution method overview

- z/OS targets without WLM recommendations
 - ROUNDROBIN
 - Static distribution of incoming connections, does not account for target system capacity to absorb new workload
 - WEIGHTEDACTIVE
 - Incoming connections are distributed so the available server instances' percentage of active connections match specified weights
 - Method added in z/OS V1R9
- z/OS targets with WLM recommendations
 - BASEWLM
 - Based on LPAR level CPU capacity/availability and workload importance levels
 - SERVERWLM
 - Similar to BASEWLM but takes into account WLM service class and how well individual application servers are performing (i.e. meeting specified WLM goals) and how much CPU capacity is available for the specific workload being load balanced
 - Enhanced to account for WLM provided server health as well in z/OS V1R8
 - ***Generally, the recommended distribution method for Sysplex Distributor***

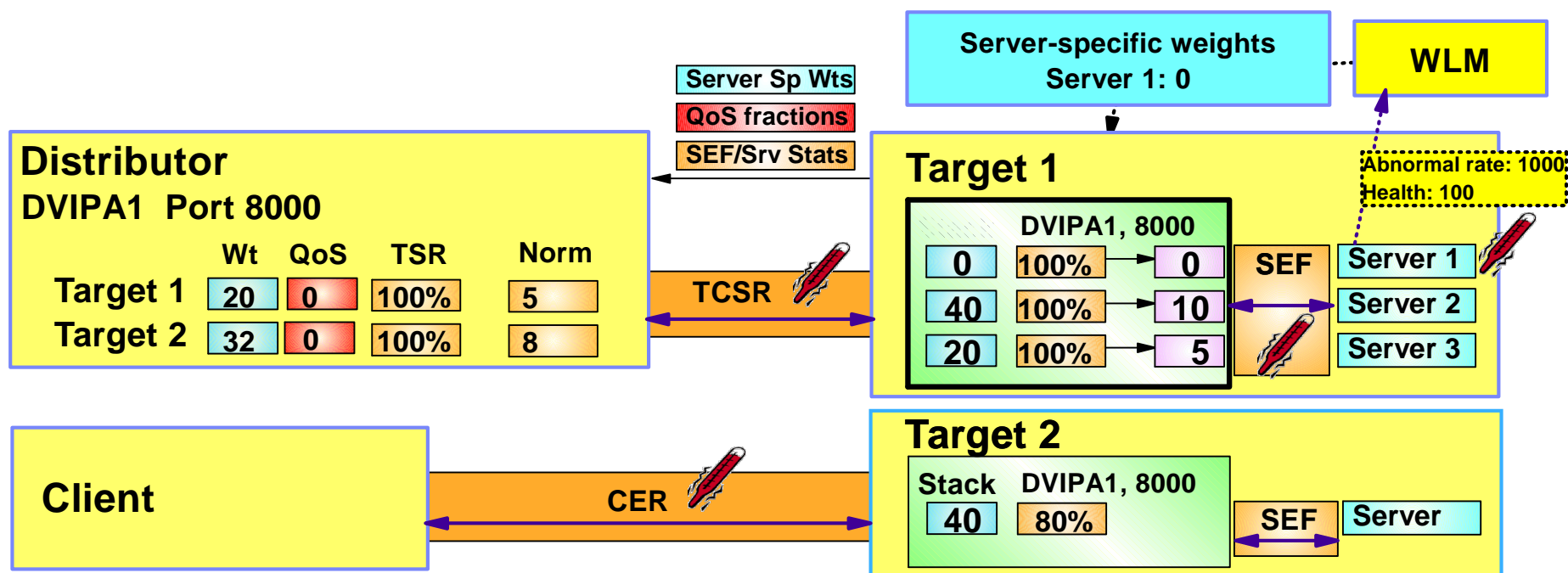
Sysplex Distributor distribution method overview ...

- New distribution methods:
 - Non z/OS targets (IBM WebSphere DataPower)
 - TARGETCONTROLLED
 - Incoming connections are distributed among available non-z/OS server instances based on CPU capacity and availability information from target node resident Sysplex Distributor agents.
 - Method added in **z/OS V1R11**
 - HOTSTANDBY
 - Incoming connections are distributed to a primary server instance and only rerouted to a backup server instance (the “hot standby”) when the primary server instance is not ready, unreachable, or unhealthy.
 - Method added in **z/OS V1R12**

The full Sysplex Distributor recommendation mechanism



- **TSR:** Target Server Responsiveness fraction, which is a compound health-metric per target server (range from 0 (bad) to 100 (good)):
 - **TCSR:** Target Connectivity Success Rate. Connectivity between the distributing stack and the target stack - are the new connection requests reaching the target? (0 is bad, 100 is good)
 - **SEF:** Server accept Efficiency Fraction. Target Server accept efficiency - is the server accepting new work? (0 is bad, 100 is good)
 - **QoS:** QoS fractions. Taking retransmits and packet loss into consideration. (0 is good, 100 is bad)
 - Number of half-open connections also impact the TSR value
- **CER:** Connection Establishment Rate. Network connectivity between Server and client - are new connections being established? (0 is bad, 100 is good)
 - CER no longer impacts the TSR value, but is still calculated and included in netstat displays
 - Connection establishment problem detection is now part of SEF



What impacts the final selection of a target server instance?

Technology	Target LPAR displaceable capacity as seen by WLM	Server instance performance as seen by WLM	Server instance self-perceived health (as reported to WLM)	Server instance TCP/IP perceived health (the TSR value)	QoS perceived network performance (the QoS fraction)
SD ROUNDROBIN	No	No	No	Yes (if TSR=zero)	No
SD WEIGHTEDACTIVE	No	No	Yes	Yes	No
SD BASEWLM	Yes	No	No	Yes	Yes
SD SERVERWLM	Yes	Yes	Yes	Yes	Yes
SD TARGETCONTROLLED	Yes (SD agent)	No	No	No	No
SD HOTSTANDBY	No	No	Yes	Yes	No
PORT SHAREPORT	No	No	No	Yes (Only SEF value)	No
PORT SHAREPORTWLM	No	Yes	Yes	Yes (Only SEF value)	No

SERVERWLM method: what is displaceable LPAR capacity?

- LPAR capacity that is currently being used for less important workload than what we want to send to the LPAR

- An example:
 - New workload will run at Importance level 2

 - Which LPAR is best?
 - They both have 500 service units of displaceable workload
 - Before z/OS V1R11, they would be considered equally good targets

 - z/OS V1R11 can take importance level of displaceable workload into consideration
 - LPAR2 will be preferred since the importance level of the workload we're displacing is lower than the workload we would displace on LPAR1

New workload at IL=2 (can displace IL=3 to IL=7 workload)

*IL 0: High
IL 7: Low*

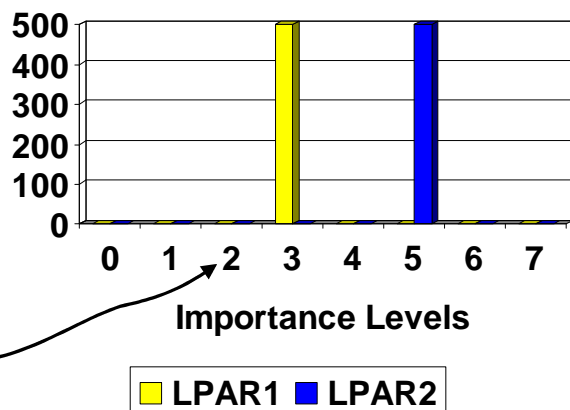
LPAR1		LPAR2	
I L	SUs	I L	SUs
0	0	0	0
1	0	1	0
2	0	2	0
3	500	3	0
4	0	4	0
5	0	5	500
6	0	6	0
7	0	7	0

SERVERWLM method: How much should importance levels influence the workload distribution?

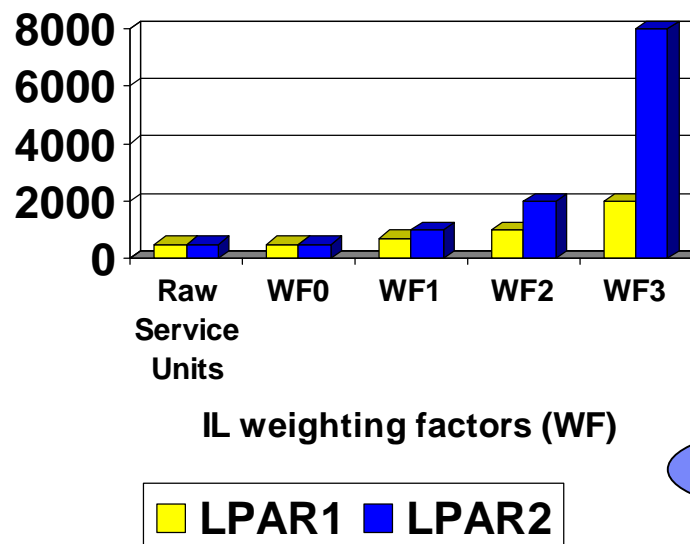
- Importance level weighting factor of zero (IL0) means no change as compared to pre-R11 behavior
- Importance level weighting factors of one through 3 (IL1 through IL3), gradually shifts new workloads towards LPARs with the lowest importance level work to displace
 - In this example, LPAR2

New workload to run at Importance Level 2

Displaceable service units per importance level



Adjusted displaceable service units



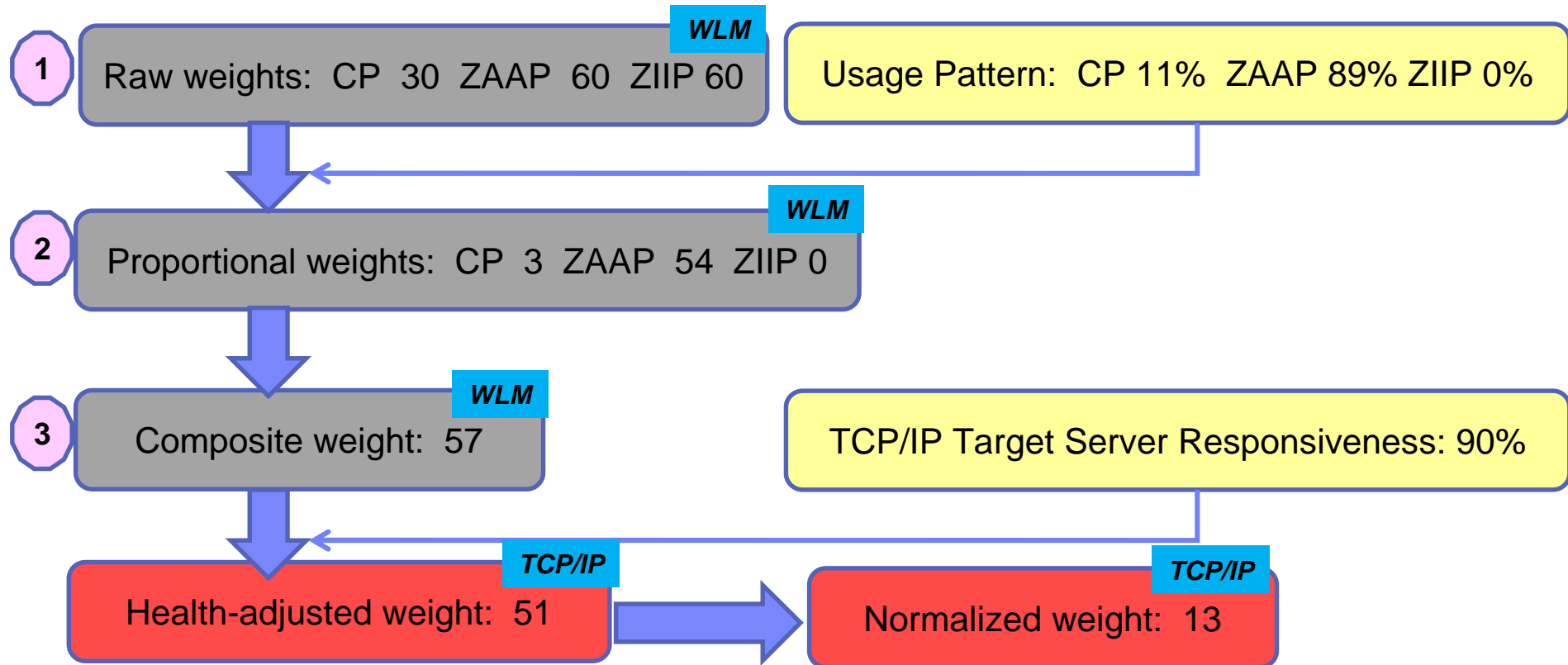
z/OS VIR11

SERVERWLM method: specialty processors - overview

- **When using WLM server-specific weights.**

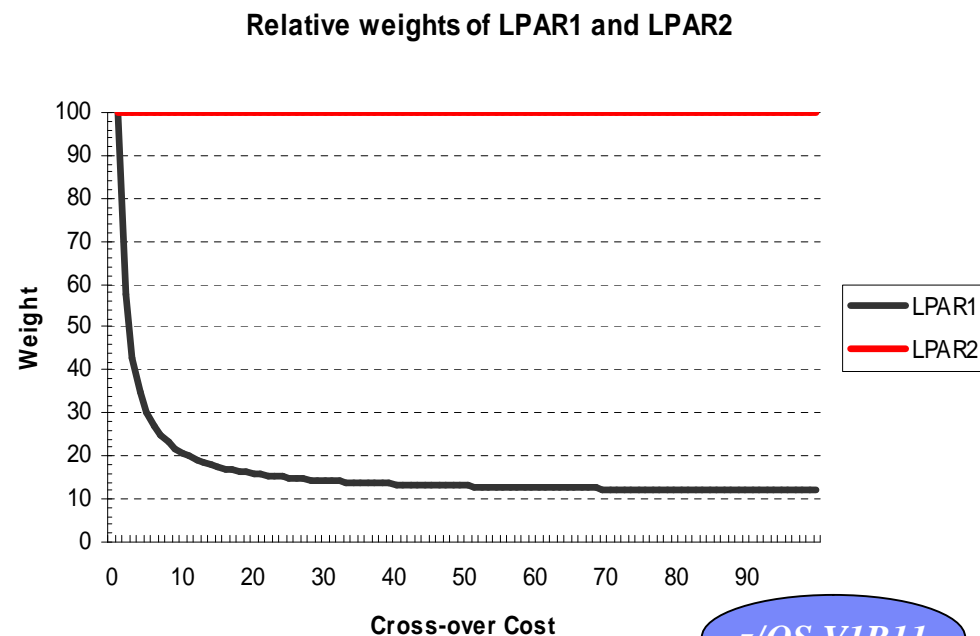
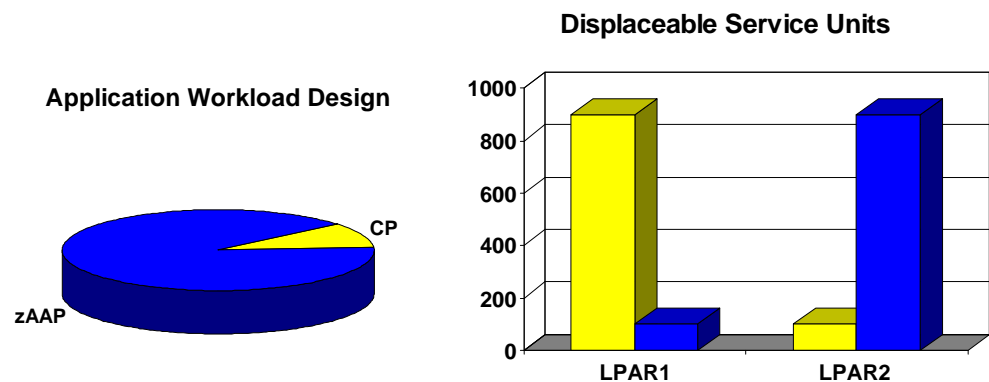
- WLM returns

- The raw CP, zAAP, and zIIP system weights.
 - Proportional weights – raw weight modified by actual server usage pattern as observed by WLM
 - Composite weight



SERVERWLM method: zIIP and zAAP cross-over to CP

- Application designed to use 10% CP and 90% zAAP
- LPAR1 and LPAR2 are targets
- LPAR1:
 - Has 900 CP SUs and 100 zAAP SUs that can be displaced
- LPAR2:
 - Has 100 CP SUs and 900 zAAP SUs that can be displaced
- Without a cross-over cost, the two targets are equally good to receive new workload
 - The way it always worked prior to z/OS V1R11
- As a cross-over cost is applied, LPAR1 is less attractive than LPAR2
- Cross-over cost can be set to a value between 1 and 100
 - 1: as before z/OS V1R11
 - 100: maximum penalty for cross-over



z/OS V1R11

SERVERWLM method: Configuring and displaying the new SERVERWLM options

- The new configuration parameters are
 - Only valid when server-specific recommendations are being used
 - Only used by WLM when all systems in the sysplex are V1R11 or later
- These parameters can affect performance
 - Importance Level values range from 0 (no impact) to 3 (aggressive weighting).
 - Guideline – use Moderate (IL 1) value initially.
 - Crossover cost values range from 1 (no impact) to 100 (crossover cost very expensive).
 - Guideline – Use a low cost initially.

```
VIPADISTRIBUTE
    DISTMETHOD SERVERWLM  PROCXCOST ZIIP 5  ZAAP 20  ILWEIGHTING 1
    201.2.10.11  PORT 8000
    DESTIP  ALL
```

NETSTAT VIPADCFG DETAIL

VIPA Distribute:

Dest: 201.2.10.11..8000

DestXCF: ALL

SysPt: No TimAff: No Flg: ServerWLM

OptLoc: No

ProcXCost:

zAAP: 020 zIIP: 005

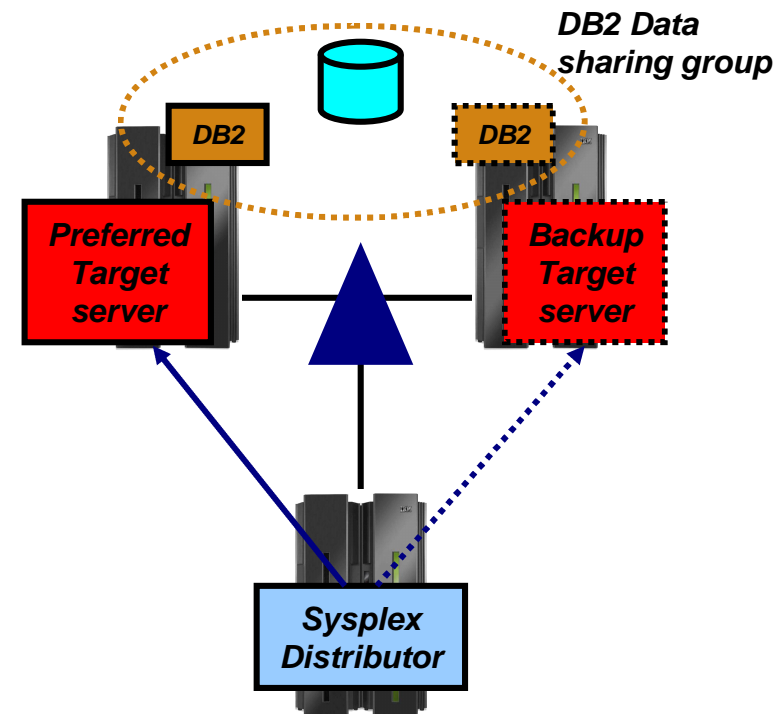
ILWeighting: 1



Sysplex Distributor hot standby support

z/OS V1R12

- Data Sharing provides for highly scalable and highly available configuration
 - Additional application instances and LPARs can be cloned and added to increase capacity and improve performance
 - But what if the workload can comfortably fit within a single LPAR?
 - Data Sharing becomes primarily an availability feature
 - A Hot Standby configuration would allow all workload to be routed to a single LPAR
 - Minimizing data sharing overhead!
 - While retaining high availability!
- This configuration is currently possible via Policy Agent
 - Using QoS policy:
 - `ibm-policyGroupForLoadDistribution:TRUE`
- But several users had requested a simpler mechanism for doing this via the TCP/IP profile



Sysplex Distributor hot standby support...

- Have a single target server to receive all new connection requests
 - While other target servers are active but not receiving any new connection requests
 - Automatically route traffic to a backup target server when the active target server is not available
- Enable using a new HOTSTANDBY distribution method
 - One preferred target
 - AUTOSWITCHBACK option - switch to the preferred target if it becomes available
 - No auto switch back if reason for original switch was health problems
 - > Use a V TCPIP Quiesce and Resume sequence
 - And one or more backup targets ranked in order of preference
 - A target is not available when:
 - Not ready OR
 - Route to target is inactive OR
 - If HEALTHSWITCH option configured – target is not healthy when
 - TSR = 0% OR
 - Abnormal terminations = 1000 OR
 - Server reported Health = 0%

```
VIPADefine DVIPa1
VIPADistribute DISTMethod HOTSTANDBY
AUTOSWITCHBACK HEALTHSWITCH
DVIPa1 PORT nnnn
DESTIP XCF1 PREFERRED
DESTIP XCF2 BACKUP 50
DESTIP XCF3 BACKUP 100
```

Sysplex Distributor hot standby support...

Netstat VIPADCFG/-F VIPADistribute

MVS TCP/IP NETSTAT CS V1R12

TCPIP Name: TCPCS1

13:35:14

Dynamic VIPA Information:

.....

VIPA Distribute:

Dest: 10.91.1.1..8020

DestXCF: 10.61.0.1

DistMethod: HotStandby

SrvType: Preferred

SysPt: No TimAff: No

Flg:

Dest: 10.91.1.1..8020

DestXCF: 10.61.0.2

DistMethod: HotStandby

SrvType: Backup Rank: 100

SysPt: No TimAff: No

Flg:

Dest: 10.91.1.1..8020

DestXCF: 10.61.0.3

DistMethod: HotStandby

SrvType: Backup Rank: 200

SysPt: No TimAff: No

Flg:

Sysplex Distributor hot standby support...

- Determining current active Target: Netstat VDPT/-O
- Server Type
 - Preferred or Backup (based on configuration)
- Flags changed to include server state
 - Active – this server is receiving new connections, Backup – this server is in standby mode

```

MVS TCP/IP NETSTAT CS V1R12          TCPIP Name: TCPCS1          14:18:18
Dynamic VIPA Destination Port Table for TCP/IP stacks:
Dest:      10.91.1.1..8020
  DestXCF:  10.61.0.1
  TotalConn: 0000000000 Rdy: 000 WLM: 10  TSR: 100
  DistMethod: HotStandby SrvType: Preferred
  Flg: Backup
Dest:      10.91.1.1..8020
  DestXCF:  10.61.0.2
  TotalConn: 0000000000 Rdy: 001 WLM: 10  TSR: 100
  DistMethod: HotStandby SrvType: Backup
  Flg: Backup
Dest:      10.91.1.1..8020
  DestXCF:  10.61.0.3
  TotalConn: 0000000000 Rdy: 001 WLM: 10  TSR: 100
  DistMethod: HotStandby SrvType: Backup
  Flg: Active
  
```

Sysplex Networking Technologies and Considerations

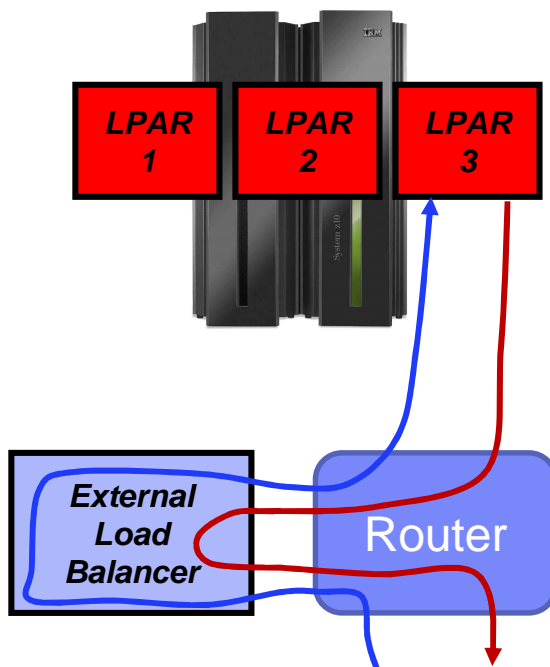
Intra-Sysplex connectivity



Load Balancing - Inbound and outbound routing paths

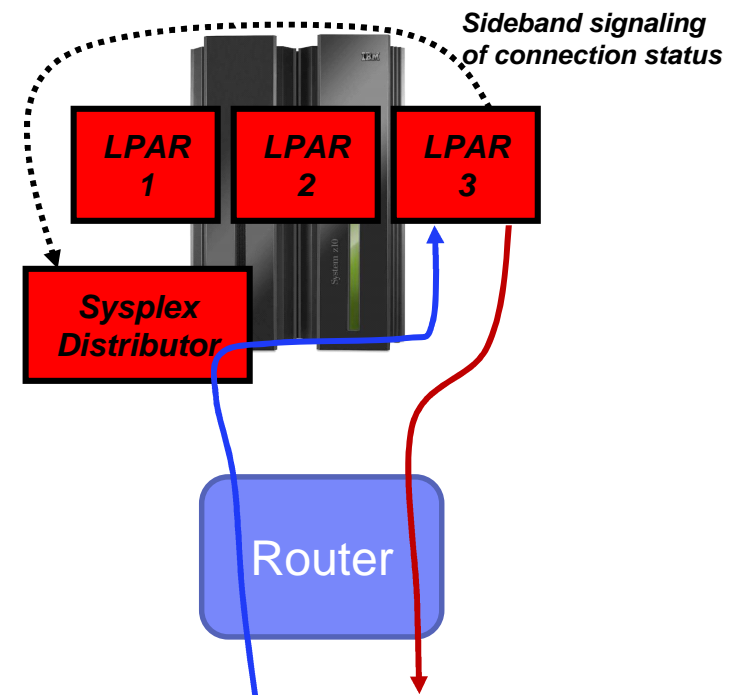
Most external load balancers

The external load balancer generally uses server IP address NATing for the inbound flows, but it can also use Generic Routing Encapsulation (GRE). For outbound it either uses client IP address (and port) NATing or it relies on the associated router to enforce policy-based routing that directs the outbound packets back via the load balancer.



Sysplex Distributor

Sysplex Distributor does not use NAT; it uses MAC-level forwarding for the inbound flows, which requires the target servers are on a directly connected network (XCF network), or the use of GRE (VIPAROUTE). Sysplex Distributor does not need to be in the outbound path, so no control of outbound flows are needed.



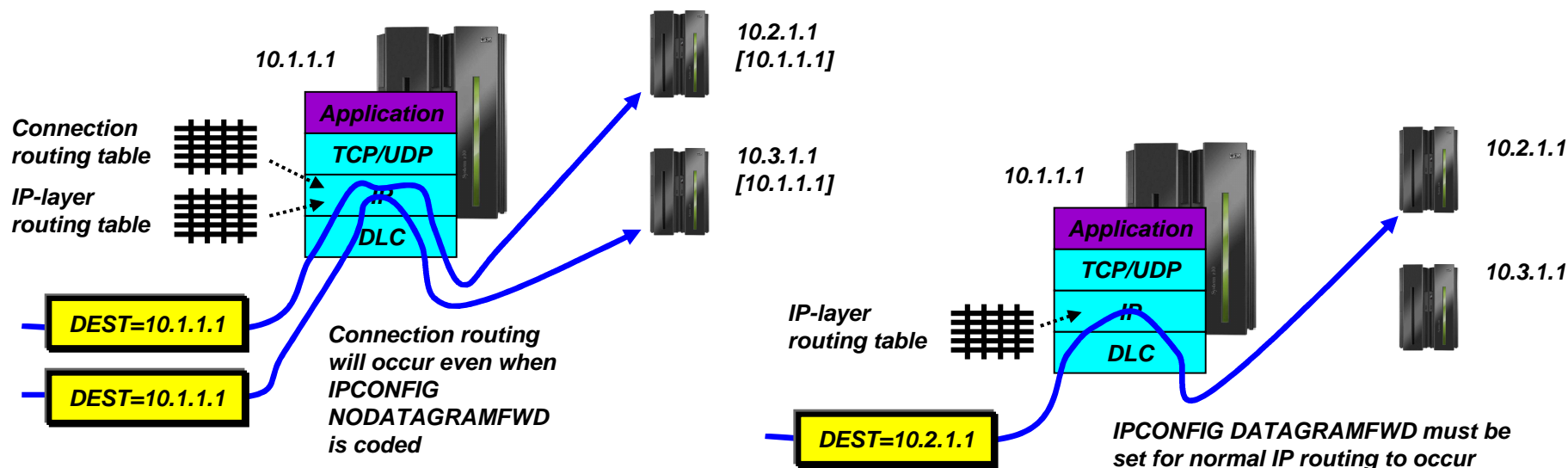
Two types of intra-Sysplex/subplex routing

▪ Connection routing

- IP routing decision based upon connection routing table (CRT), destination IP address and specific connection (4-tuple)
 - Packets to the same IP address, but belonging to two different connections, may go to two different targets
- Used by Sysplex Distributor
- Used by movable Dynamic VIPA support
- Not subject to the setting of IPCONFIG DATAGRAMFWD/NODATAGRAMFWD

▪ Normal IP routing

- IP routing decision based upon IP-layer routing table and destination IP address
 - All packets to the same IP address are treated the same
- Forwarding to z/OS TCP/IP stacks through another z/OS TCP/IP stack
- Subject to the setting of the IPCONFIG DATAGRAMFWD/NODATAGRAMFWD option

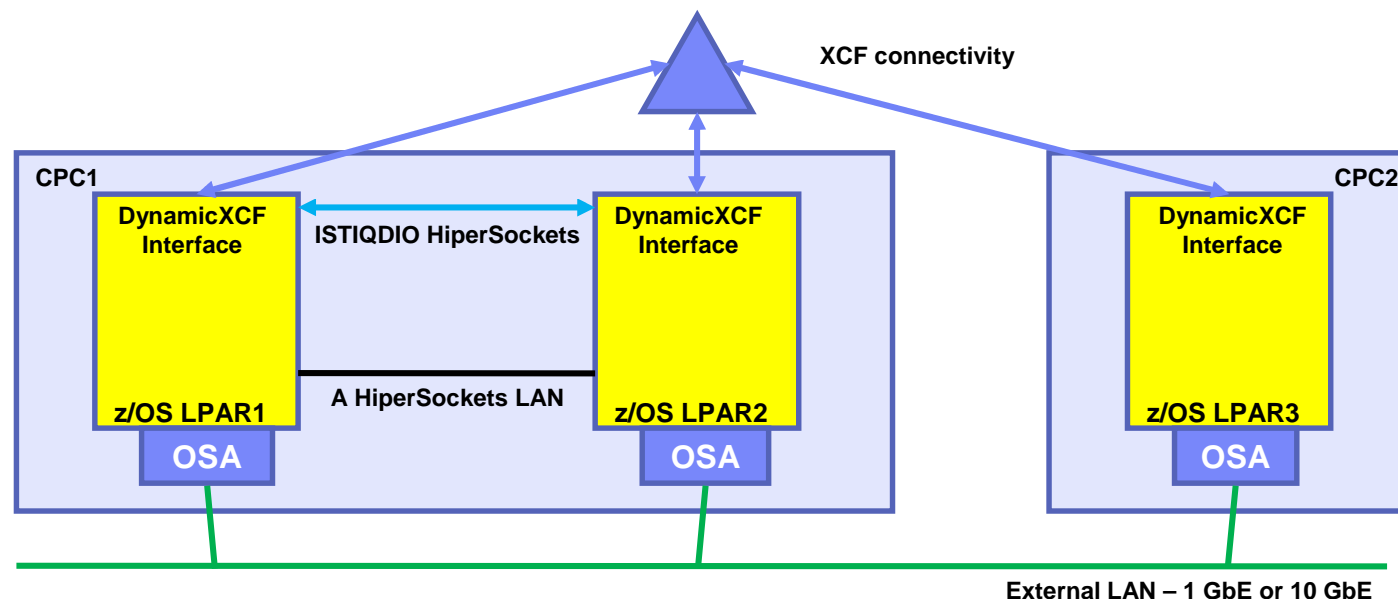


The role of XCF, ISTIQDIO HiperSockets, and external LAN interfaces in a z/OS Sysplex/subplex

- **XCF**
 - All XCF control messaging between stacks in a Sysplex (DVIPA availability, etc.) – always go via XCF messages
 - DynamicXCF SD connection routing (but only if no VIPAROUTE defined)
 - If so configured through static or dynamic routing, normal IP routing between LPARs – normally not recommended
- **ISTIQDIO HiperSockets**
 - If ISTIQDIO is defined (in VTAM) DynamicXCF SD connection routing between LPARs on same CPC goes this way instead of XCF
 - Considered part of the DynamicXCF network interface – no separate DEVICE/LINK or INTERFACE definitions
- **External LAN or a manually defined HiperSockets LAN**
 - If VIPAROUTE defined, then used for SD connection routing between LPARs
 - VIPAROUTE is generally recommended
 - Normal IP routing

Only define DynamicXCF interfaces as OSPF interfaces, if you want to be able to use XCF as a last-resort connectivity between z/OS stacks.

If you have “enough” redundancy built into your OSA adapters, data center switches, and switch connectivity, you may not need to ever use XCF for normal IP routing.



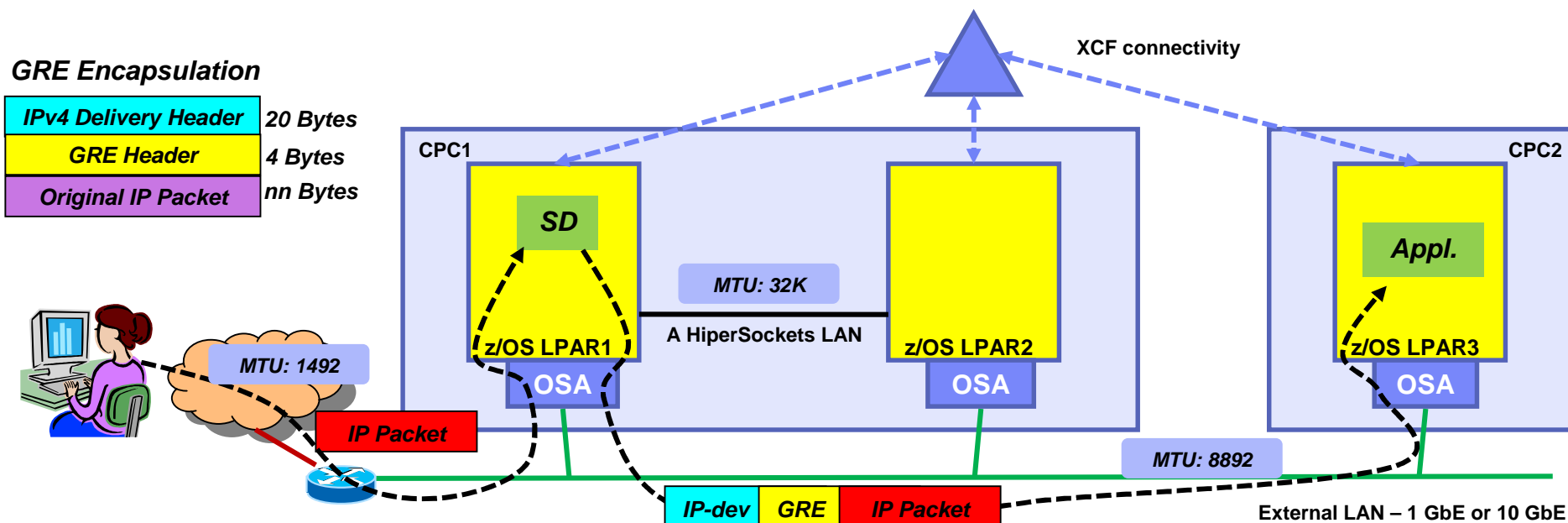
So what should I use for what type of routing?

- **VIPAROUTE** is often the best choice for connection routing
 - Exploits network redundancy
 - Often as fast or faster than XCF
 - Does not use Coupling Facility CPU cycles, which often is a limited resource

	Exchange control messages between stacks in a Sysplex or Subplex	Sysplex Distributor connection routing (forwarding inbound packets for distributed connections)	General IP routing between stacks in a Sysplex or Subplex
XCF messaging	Always	Yes - If no VIPAROUTE specified (or for traffic associated with SWSA and MLS)	Can be used (not recommended)
ISTIQDIO (Dedicated HiperSockets LAN)	Never	Yes - If defined in VTAM start options and no VIPAROUTE defined. Used for connection routing to LPARs on same CPC only.	Can be used (not recommended since XCF will be used for LPARs on other CPCs)
All other connectivity options between stacks in a Sysplex or Subplex (OSA, HiperSockets, Channel links, etc.)	Never	Yes - If VIPAROUTE is defined	Always

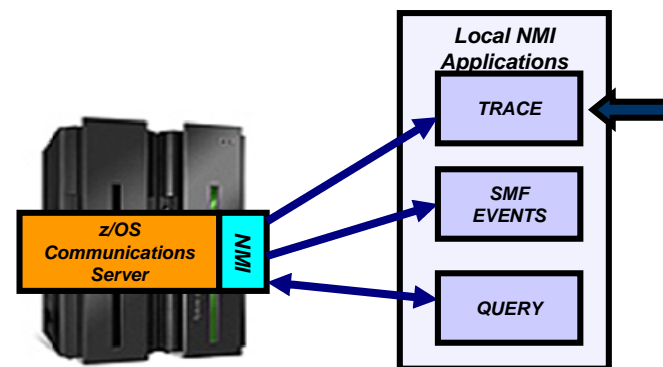
VIPAROUTE and MTU size considerations

- When VIPAROUTE is used, the distributing stack adds a GRE header to the original IP packet before forwarding to the target stack
- Two ways to avoid fragmentation between distributing and target stacks:
 - Have clients use path MTU discovery
 - z/OS will factor in the GRE header size (24 bytes) when responding with next-hop MTU size
 - Not always possible to control distributed nodes' settings from the data center
 - Use jumbo-frames on the data center network
 - The access network will typically be limited to Ethernet MTU size (1492 bytes), while the data center network will be able to use jumbo frame MTU size (8892 bytes)
 - Adding the GRE header will not cause fragmentation in this scenario



z/OS V1R12 - Enhance Packet Trace for Sysplex Distributor VIPAROUTE traffic

- Apply Packet Trace filters to Sysplex Distributor VIPAROUTE traffic
 - Sysplex Distributor encapsulates VIPAROUTE traffic with GRE header, for IPv4 traffic, or an IPv6 header, for IPv6 traffic
 - Existing filter support only operates on the outer packet header, not the encapsulated packet
 - Packet Trace can now filter on the destination DVIPA address and/or the ports located inside the encapsulated packet
- In addition, the next hop address is now included in the packet trace



z/OS V1R11 QDIO and iQDIO routing accelerator

- **Provides fast path IP forwarding for these DLC combinations:**

- Inbound OSA-E QDIO → Outbound OSA-E QDIO or HiperSockets
- Inbound HiperSockets → Outbound OSA-E QDIO or HiperSockets

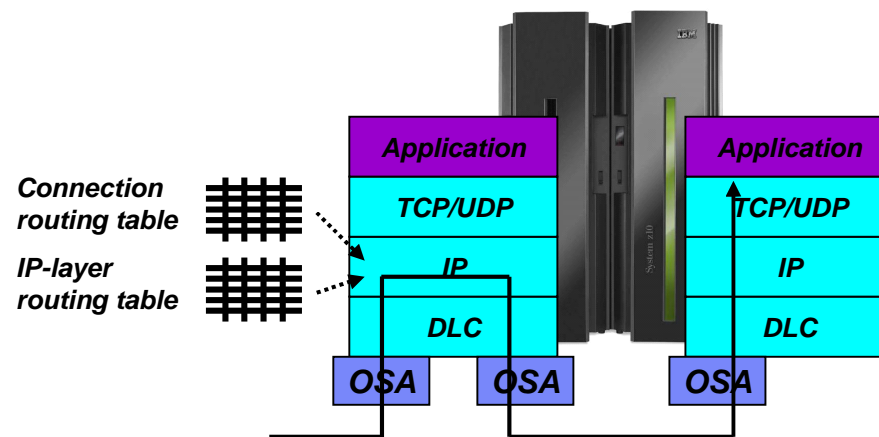
- **Adds Sysplex Distributor (SD) acceleration**

- Inbound packets over HiperSockets or OSA-E QDIO
- When SD gets to the target stack using either:
 - Dynamic XCF connectivity over HiperSockets
 - VIPAROUTE over OSA-E QDIO

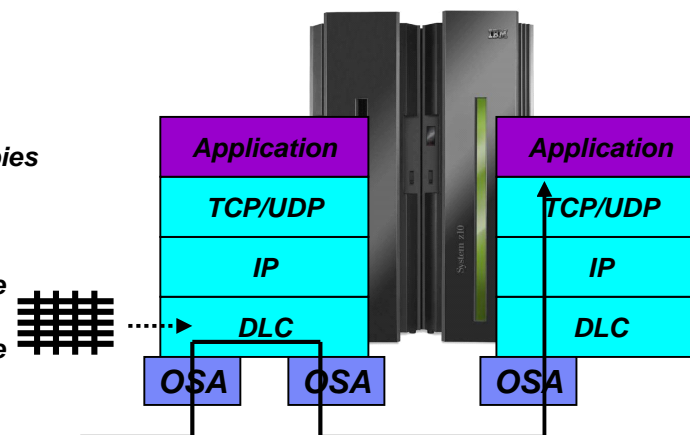
- **Improves performance and reduces processor usage for such workloads**

- **Restrictions:**

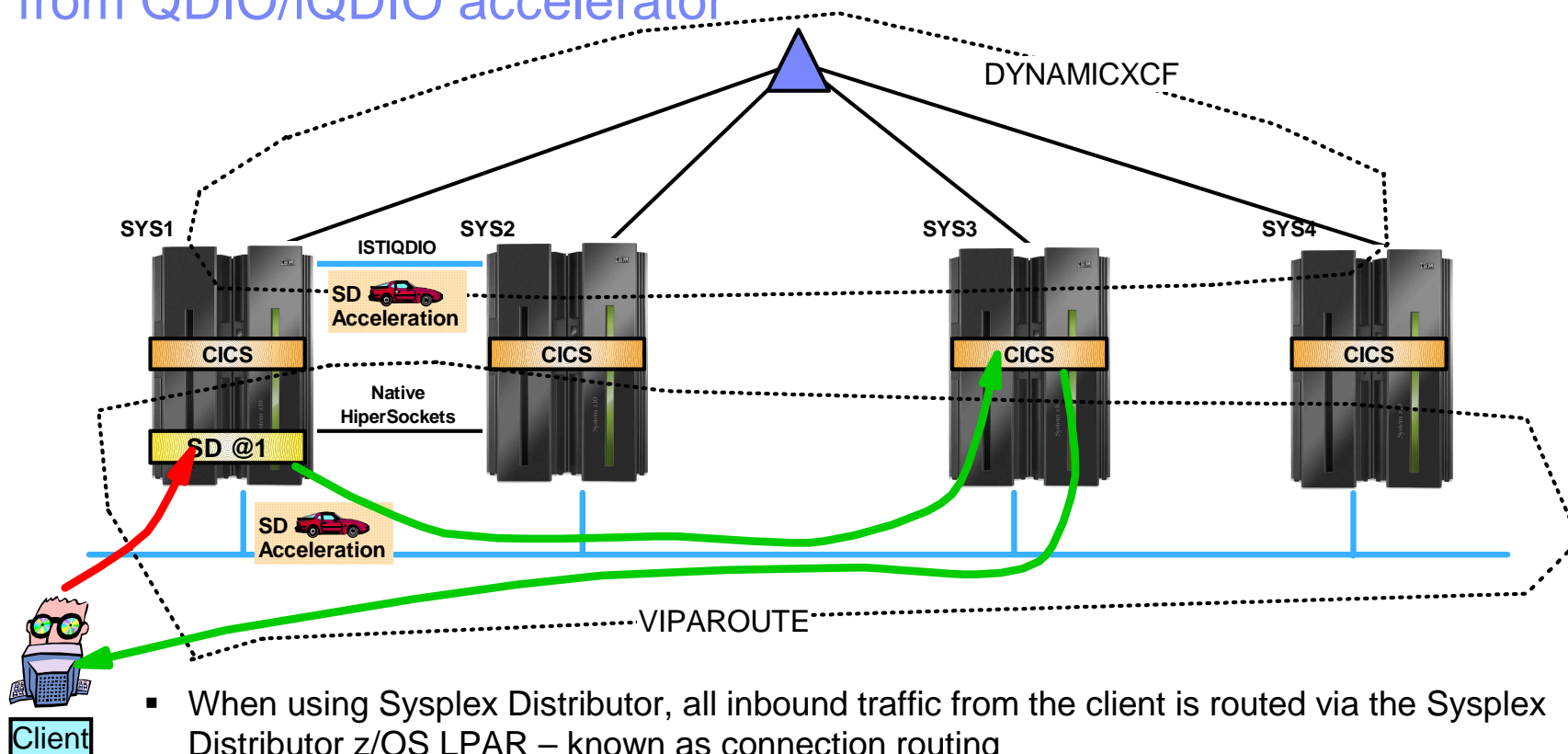
- QDIO routing accelerator is IPv4 only
- Mutually exclusive with IPSECURITY
- Requires IP Forwarding to be enabled (for non-SD acceleration)
- No acceleration for:
 - Traffic which requires fragmentation in order to be forwarded
 - VIPAROUTE over HiperSockets
 - Incoming fragments for an SD connection
 - Interfaces using optimized latency mode (OLM)



Shadow copies of selected entries in Connection routing table and IP-layer routing table



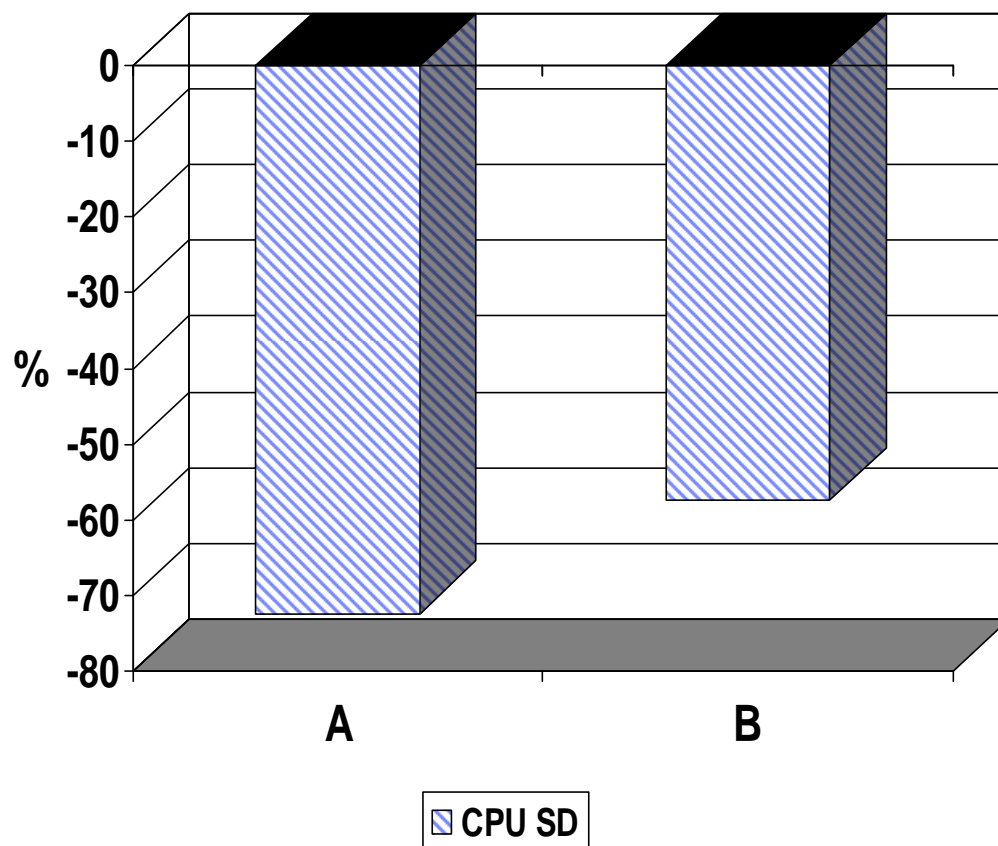
z/OS V1R11: Sysplex Distributor connection routing may benefit from QDIO/iQDIO accelerator



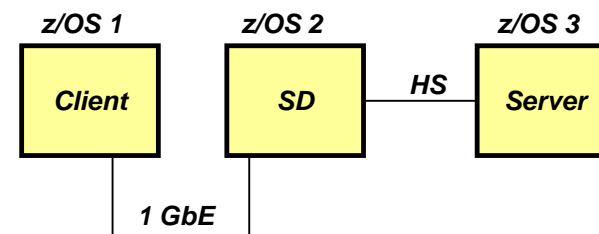
- When using Sysplex Distributor, all inbound traffic from the client is routed via the Sysplex Distributor z/OS LPAR – known as connection routing
 - Outbound traffic goes directly back to the client
- When inbound packets to Sysplex Distributor is over QDIO or iQDIO (HiperSockets), Sysplex Distributor will perform accelerated connection routing when outbound is a DYNAMICXCF iQDIO interface - or when the outbound interface is a QDIO network interface
 - Helping reduce CPU overhead and latency in the Sysplex Distributor LPAR (SYS1)

Sysplex Distributor accelerator performance

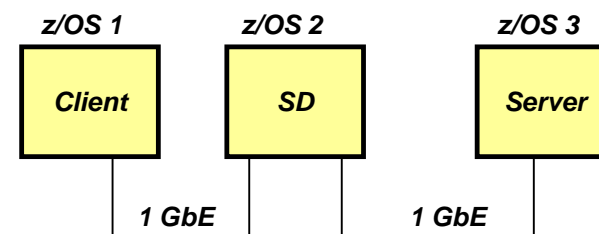
- ✓ *Intended to benefit all existing Sysplex Distributor users*
- ✓ *Measurements with Interactive workload (RR20)*
- ✓ *Small data sizes (100 in, 800 out)*
- ✓ *Percentages relative to no acceleration*



Configuration A – Three z10 LPARs with OSA Express 3 cards and HiperSockets between SD and server LPARs

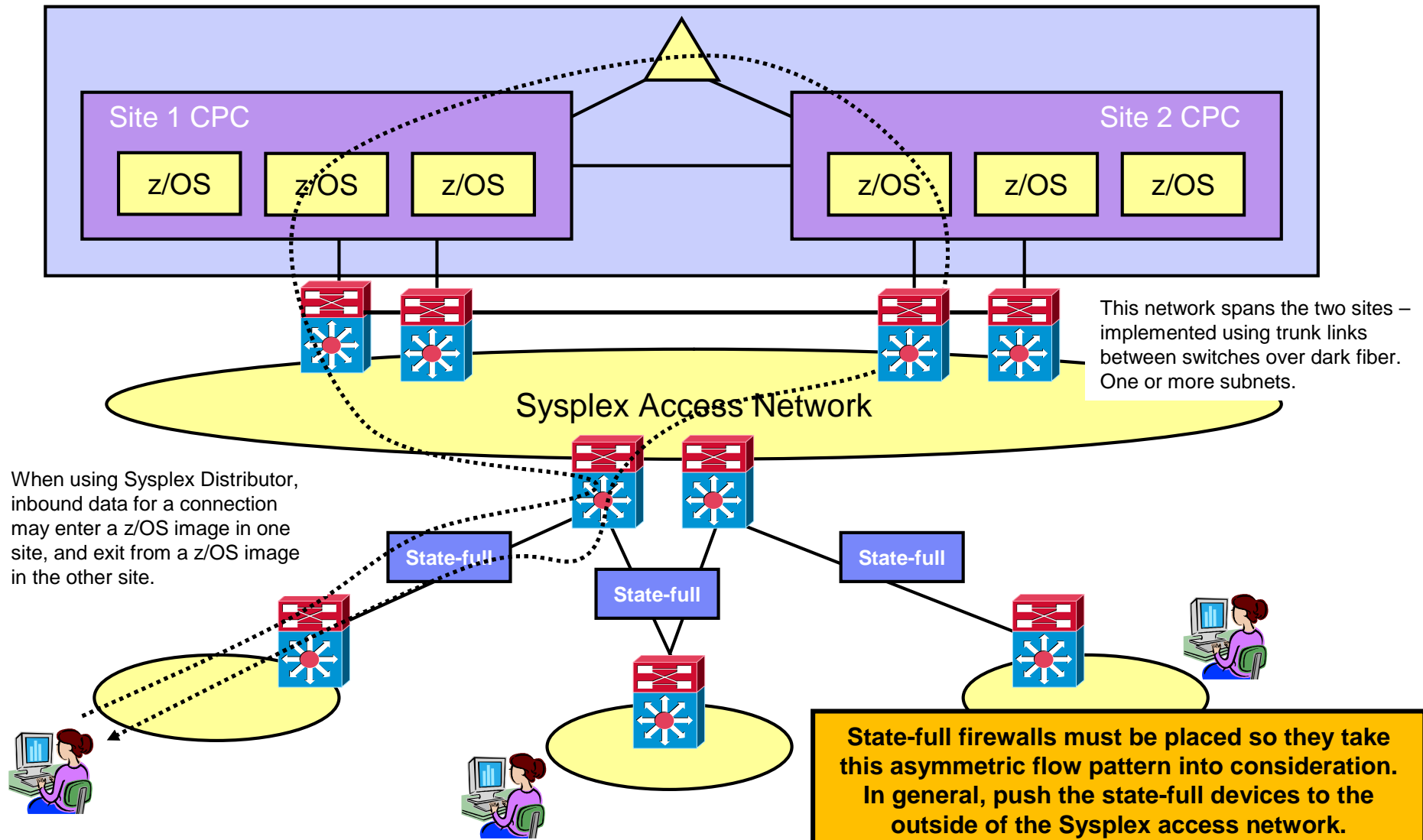


Configuration B – Three z10 LPARs with OSA Express 3 cards



Note: The performance measurements discussed in this presentation are preliminary z/OS V1R11 Communications Server numbers and were collected using a dedicated system environment. The results obtained in other configurations or operating system environments may vary.

State-full firewalls and multi-site Sysplex – shared Sysplex access network

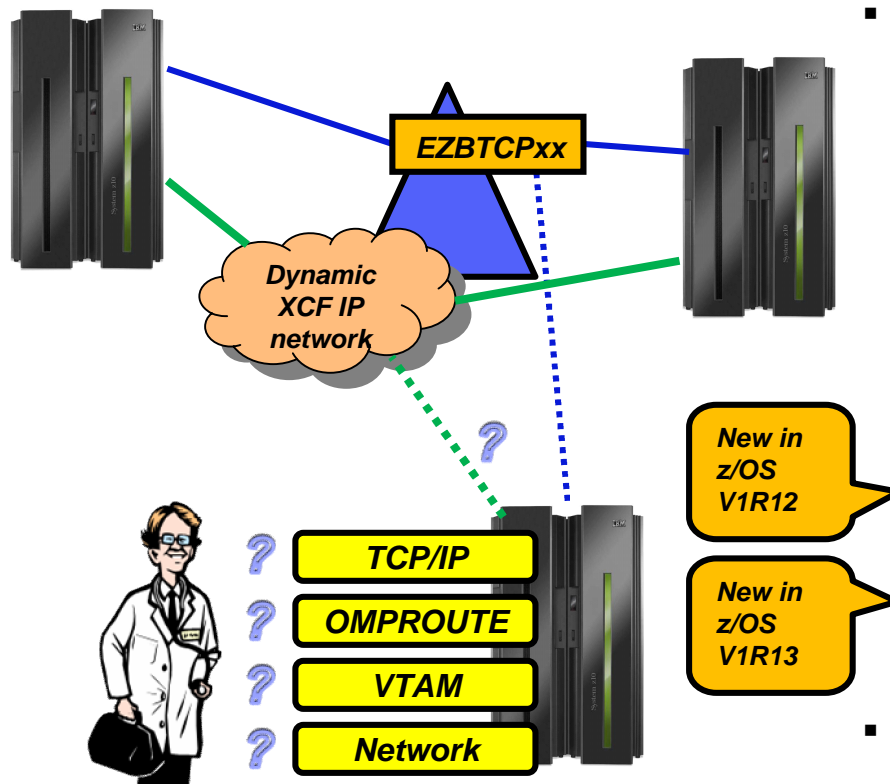


Sysplex Networking Technologies and Considerations

Networking Sysplex availability



Sysplex autonomics extended with CSM storage constrained monitoring



Monitoring:

- Monitor CS health indicators
 - Storage usage critical condition (>90%) - CSM, TCPIP Private & ECSA
 - For more than TIMERSECS seconds
- Monitor dependent networking functions
 - OMPROUTE availability
 - VTAM availability
 - XCF links available
- Monitor for abends in Sysplex-related stack components
 - Selected internal components that are vital to Sysplex processing
 - Does not include "all" components
- Selected network interface availability and routing
- **Monitor for repetitive internal abends in non-Sysplex related stack components**
 - **5 times in less than 1 minute**
- **Detect when CSM FIXED or CSM ECSA has been constrained (>80% utilization) for multiple monitoring intervals**
 - **For 3 times the TIMERSECS value**

Actions:

- Remove the stack from the IP Sysplex (manual or automatic)
 - Retain the current Sysplex configuration data in an inactive state when a stack leaves the Sysplex
- Reactivate the currently inactive Sysplex configuration when a stack rejoins the Sysplex (manual or automatic)



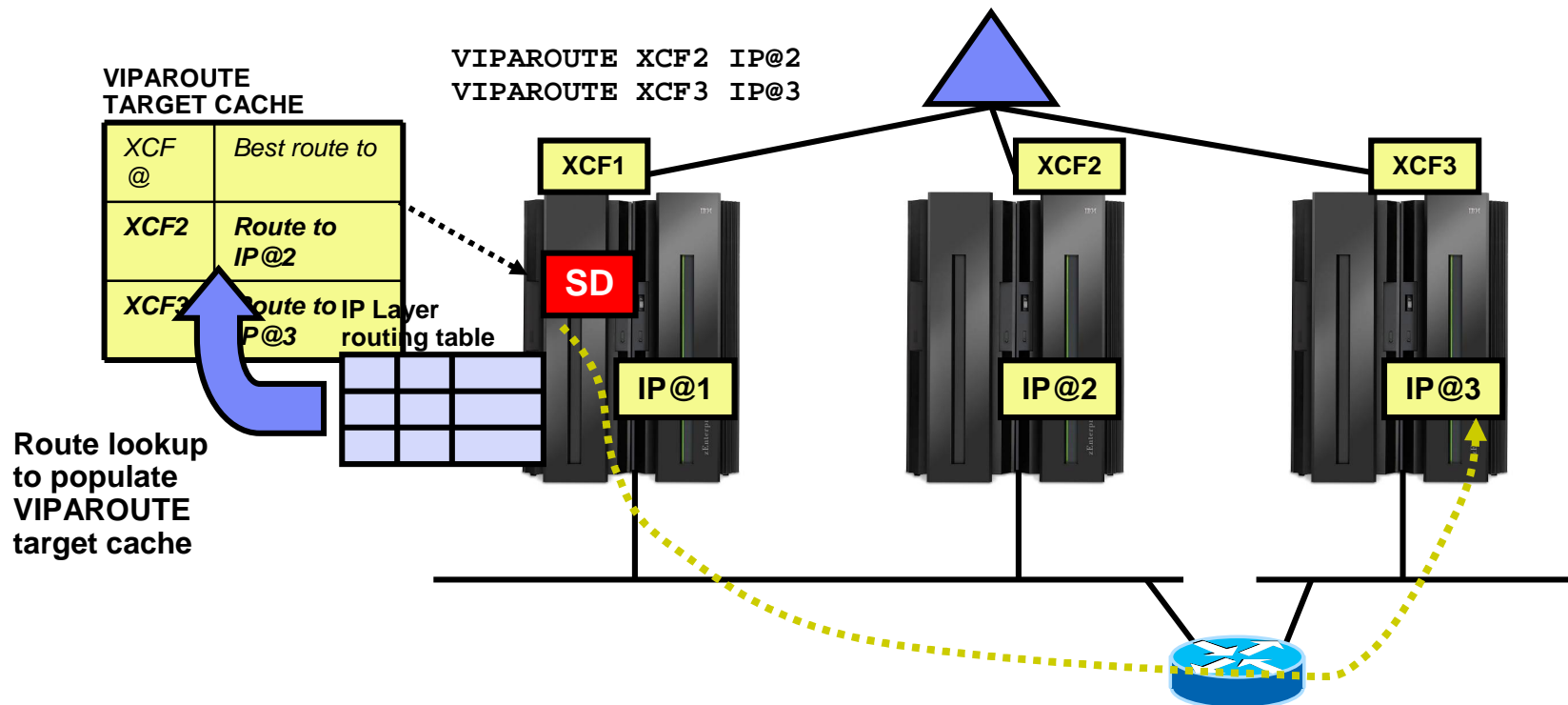
Sick? Better remove myself from the IP Sysplex!



Feeling better? Maybe it's time to rejoin the IP Sysplex

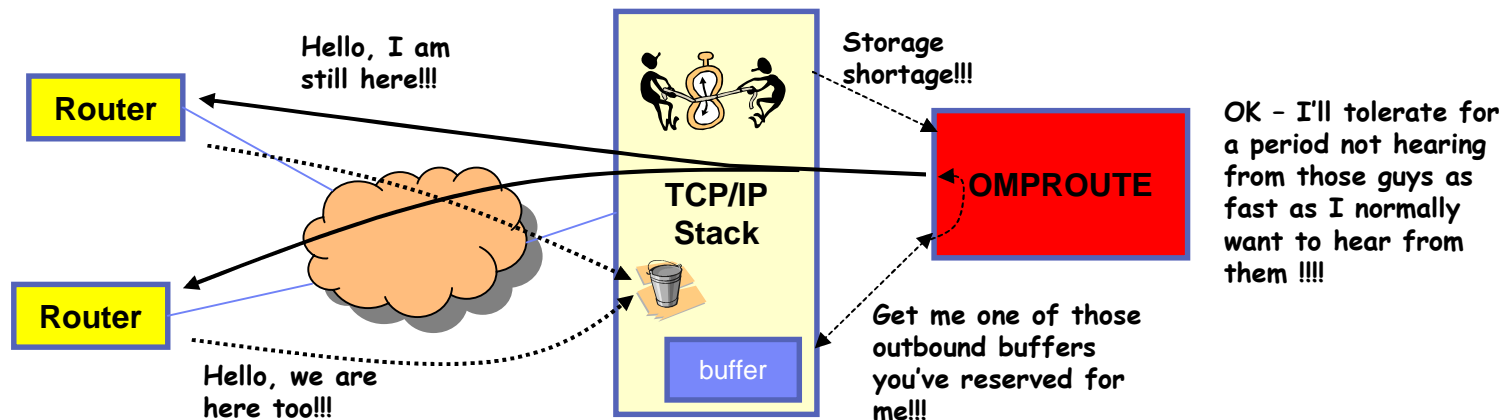
VIPAROUTE target cache update during initialization – z/OS V1R13

- When using VIPAROUTE, a VIPAROUTE target cache is used to minimize the time it takes to route a Sysplex Distributor packet
- The target cache is updated every 60 seconds, which in some cases have caused delays during a primary stack's take-back of a distributed DVIPA
- z/OS V1R13 shortens the interval for VIPAROUTE route lookups in situations where the stack joins a Sysplex, or OMPROUTE is restarted
 - Will now start with 5 seconds, and gradually increase to 60 seconds



z/OS V1R11 storage shortages and OMROUTE availability

- OMROUTE and the TCP/IP stack work together to make OMROUTE more tolerant of storage shortage conditions:
 - TCP/IP stack informs OMROUTE of stack storage shortage conditions
 - During a storage shortage, OMROUTE temporarily suspends requirement for periodic routing updates from neighbor routers
 - TCP/IP stack ensures that dispatchable units for OMROUTE can always obtain the control blocks that they require
 - TCP/IP stack satisfies storage requests for OMROUTE as long as storage remains available
- Temporarily keeps OMROUTE from timing out routes due to lack of routing updates from neighbor routers during a storage shortage
- Decreases likelihood of OMROUTE exiting or failing to send routing updates to neighbor routers



Sysplex Networking Technologies and Considerations

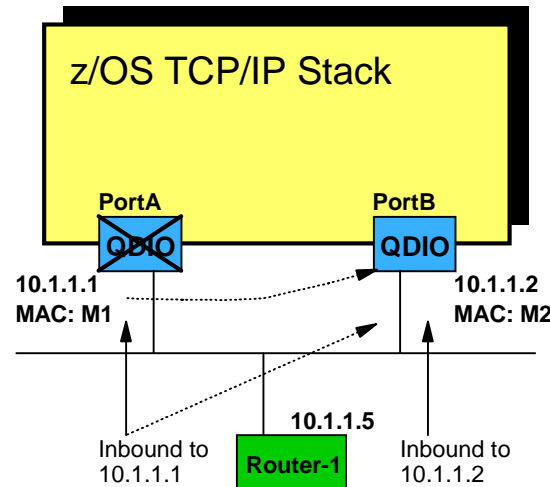
**Network availability in a flat
network environment
(No dynamic routing updates)**



Interface resilience without dynamic routing

Requirement for this feature to function properly:

- ▶ At least two adapters attached to the same network (broadcast media) - referred to as a LAN group.
- ▶ Adapters must use either LCS or QDIO
- ▶ The two adapters should be two physical adapters for real availability benefits



10.x.y.0/24

Router's initial ARP Cache

IP address	Mac address
10.1.1.1	M1
10.1.1.2	M2

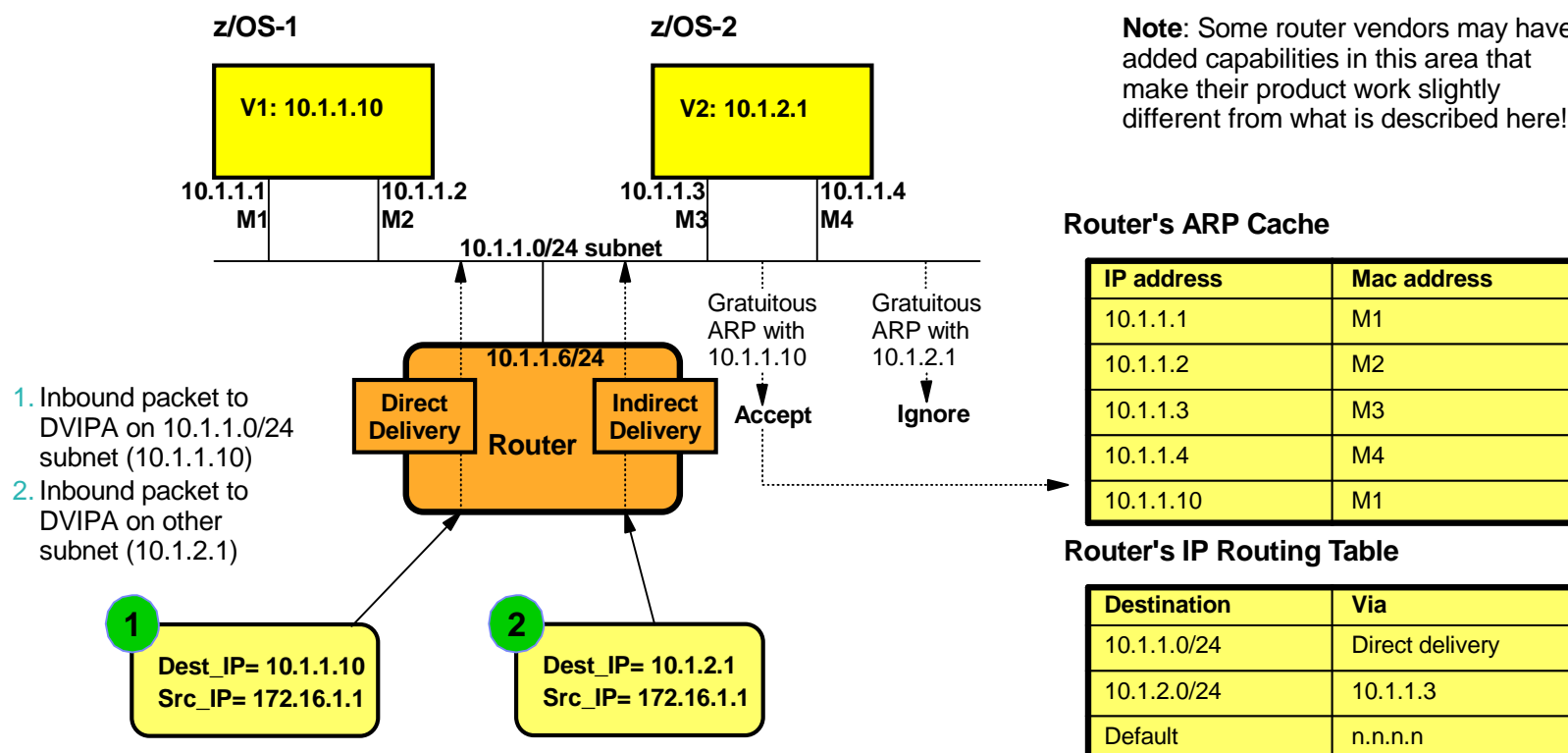
Router's ARP Cache after movement of 10.1.1.1 to PortB

IP address	Mac address
10.1.1.1	M2
10.1.1.2	M2

Example: PortA fails or is shut down

1. The z/OS TCP/IP stack moves address 10.1.1.1 to the other QDIO adapter (PortB), which is on the same network (same network prefix) as PortA was.
2. The z/OS TCP/IP stack issues a gratuitous ARP for IP address 10.1.1.1 with the MAC address of PortB (M2) over the PortB adapter
3. Downstream TCP/IP nodes on the same subnet with that IP address in their ARP cache, will update their ARP caches to point to M2 for IP address 10.1.1.1 and will thereafter send inbound packets for both 10.1.1.1 and 10.1.1.2 to MAC address M2

Some (restricted) support of dynamic VIPA without dynamic routing



z/OS VIPA addresses in a flat network configuration without dynamic routing must be allocated out of the same subnet as the directly attached network that all members of the Sysplex are attached to - in this example, the 10.1.1.0/24 subnet.

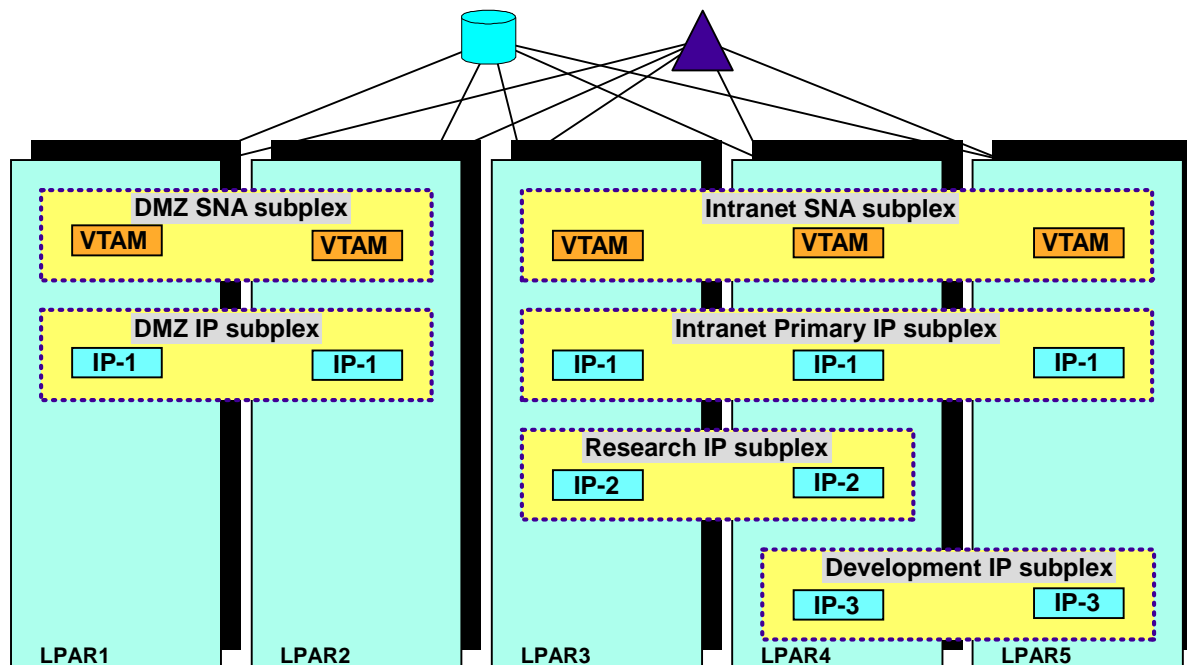
All LPARS must be attached to one and the same IP subnet via OSA ports. Network interfaces belonging to other IP subnets cannot be used for re-routing around failed OSA ports. Availability of the network to which the OSA ports are attached becomes of outmost importance and must generally be based on what is known as Layer-2 availability functions in the switches.

Sysplex Networking Technologies and Considerations

Network Subplex support



Networking sub-plexing within a z/OS Sysplex



➤ Networking subplex scope:

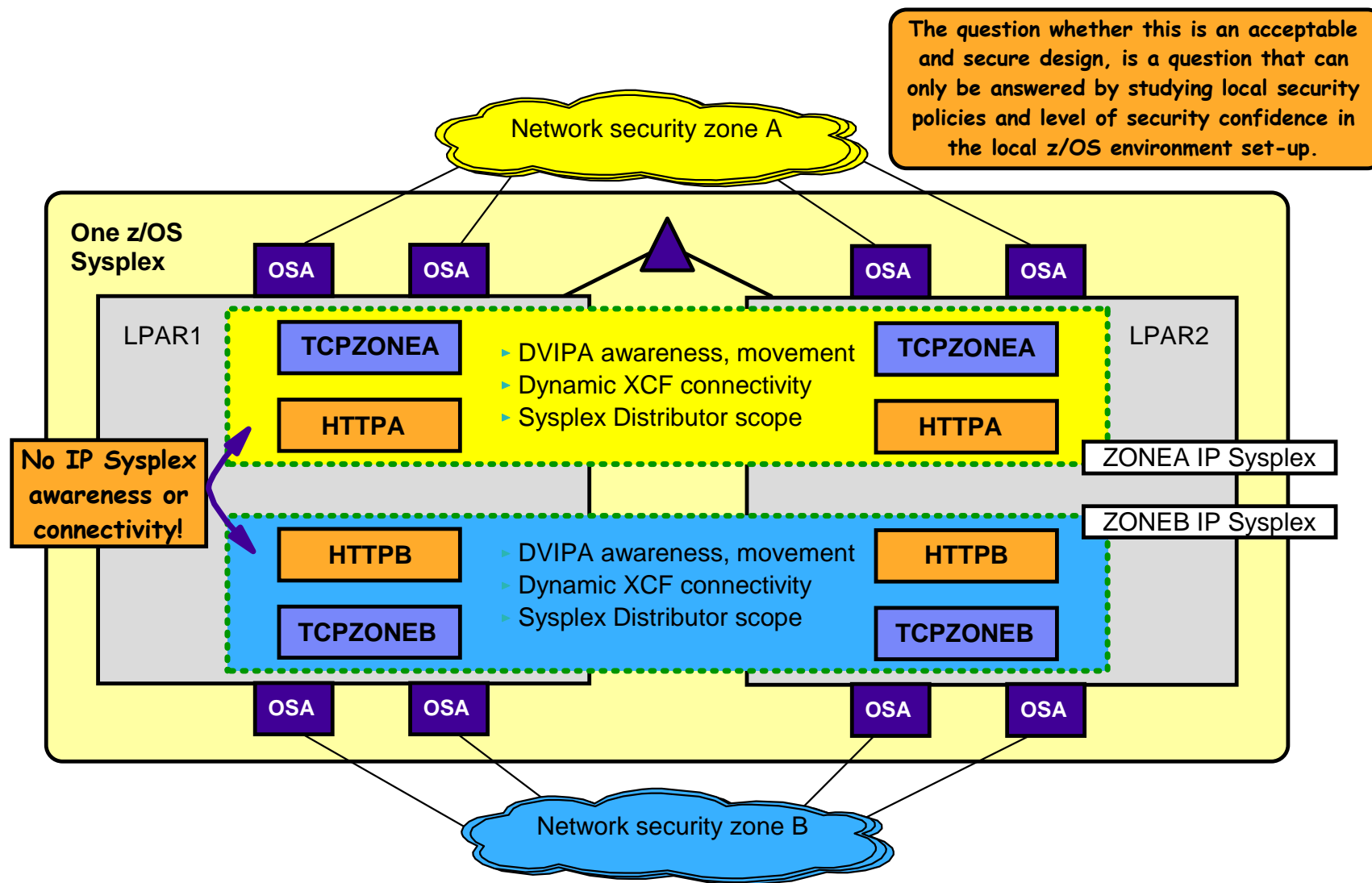
- VTAM Generic Resources (GR) and Multi-Node Persistent Session (MNPS) resources
- Automatic connectivity - IP connectivity and VTAM connectivity over XCF (including dynamic IUTSAMEH and dynamic HiperSockets based on Dynamic XCF for IP)
 - HiperSockets VLANID support also added as part of this support
- IP stack IP address (including dynamic VIPA) awareness and visibility
- Dynamic VIPA movement candidates
- Sysplex Distributor target candidates

Networking Subplexing


Sysplex partitioning from a network perspective



- One SNA subplex per LPAR
- An IP subplex cannot span multiple SNA subplexes
- Different IP stacks in an LPAR may belong to different IP subplexes
- Standard RACF controls for stack access and application access to z/OS resources need to be in place.

An example of sub-plexing within a z/OS Sysplex



For more information



URL	Content
http://www.twitter.com/IBM_Commserver 	IBM z/OS Communications Server Twitter Feed
http://www.facebook.com/IBMCommserver 	IBM z/OS Communications Server Facebook Page
https://www.ibm.com/developerworks/mydeveloperworks/blogs/IBMCommserver/?lang=en	IBM z/OS Communications Server Blog
http://www.ibm.com/systems/z/	IBM System z in general
http://www.ibm.com/systems/z/hardware/networking/	IBM Mainframe System z networking
http://www.ibm.com/software/network/commserver/	IBM Software Communications Server products
http://www.ibm.com/software/network/commserver/zos/	IBM z/OS Communications Server
http://www.redbooks.ibm.com	ITSO Redbooks
http://www.ibm.com/software/network/commserver/zos/support/	IBM z/OS Communications Server technical Support – including TechNotes from service
http://www.ibm.com/support/techdocs/atsmastr.nsf/Web/TechDocs	Technical support documentation from Washington Systems Center (techdocs, flashes, presentations, white papers, etc.)
http://www.rfc-editor.org/rfcsearch.html	Request For Comments (RFC)
http://www.ibm.com/systems/z/os/zos/bkserv/	IBM z/OS Internet library – PDF files of all z/OS manuals including Communications Server
http://www.ibm.com/developerworks/rfe/?PROD_ID=498	RFE Community for z/OS Communications Server
https://www.ibm.com/developerworks/rfe/execute?use_case=tutorials	RFE Community Tutorials

For pleasant reading

Please fill out your session evaluation

- Sysplex Networking Technologies and Considerations
- Session # 11345
- QR Code:







Find us on Facebook at
<http://www.facebook.com/IBMCommserver>



Follow us on Twitter at
http://www.twitter.com/IBM_Commserver



Read the z/OS Communications Server blog at
<http://tinyurl.com/zoscsblog>



Visit the z/OS CS YouTube channel at
<http://www.youtube.com/user/zOSCommServer>

Sysplex Networking Technologies and Considerations

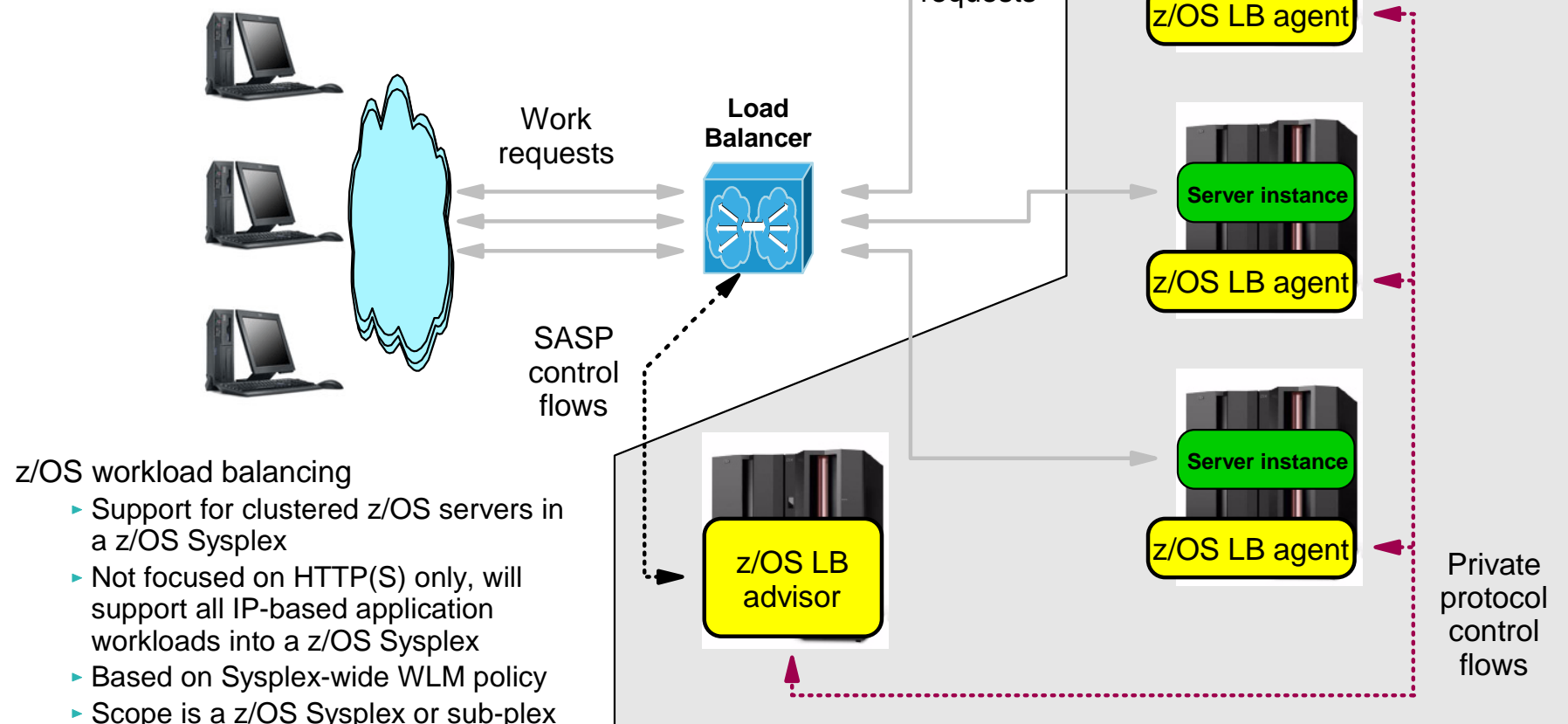
Appendix



z/OS support of external load balancers

The SASP control flows provide relative weights per server instance (based on WLM weight, server availability, and server processing health taking such metrics as dropped connections, size of backlog queue, etc. into consideration)

- ▶ The SASP protocol is defined in "Server / Application State Protocol v1", RFC 4678.



z/OS workload balancing

- ▶ Support for clustered z/OS servers in a z/OS Sysplex
- ▶ Not focused on HTTP(S) only, will support all IP-based application workloads into a z/OS Sysplex
- ▶ Based on Sysplex-wide WLM policy
- ▶ Scope is a z/OS Sysplex or sub-plex

Basing automated operations on TCP/IP start-up messages

```
GlobalConfig SysplexMonitor ; Enable Sysplex autonomies
                TimerSecs 60 ; Check interval (default)
                AutoRejoin ; Rejoin automatically
                DelayJoin ; Delay joining till OMPROUTE is up
                DynRoute ; Interface mon w. dyn routes
                MonInterface ; Interface monitoring
                Recovery ; Remove myself automatically
;
DEVICE OSAQDIO4 MPCIPA
LINK QDIO4 IPAQENET OSAQDIO4 MONSYSPLEX
;
INTERFACE QDIO6
    DEFINE IPAQENET6
    PORTNAME OSAQDIO4
    MONSYSPLEX
```

This set of SysplexMonitor definitions will automatically leave and join the Sysplex based on the availability and health of selected Sysplex TCP/IP resources.

When starting TCP/IP, the stack will not join the Sysplex until OMPROUTE is up and running and has learned dynamic routes over at least one monitored network interface (those coded with the MONSYSPLEX keyword)

```
*EZD1166E TCPCS DELAYING SYSPLEX PROFILE PROCESSING - OMPROUTE IS NOT
ACTIVE
```

```
*EZD1211E TCPCS DELAYING SYSPLEX PROFILE PROCESSING - ALL MONITORED
INTERFACES WERE NOT ACTIVE
```

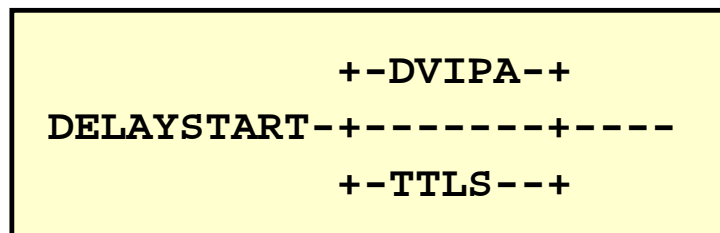
```
*EZD1212E TCPCS DELAYING SYSPLEX PROFILE PROCESSING - NO DYNAMIC ROUTES
OVER MONITORED INTERFACES WERE FOUND
```

```
EZD1176I TCPCS HAS SUCCESSFULLY JOINED THE TCP/IP SYSPLEX GROUP EZBTCPCS
EZD1214I INITIAL DYNAMIC VIPA PROCESSING HAS COMPLETED FOR TCPCS ←
```

Some applications do resolver calls when they start up. If they are started after TCPIP is up, but OMPROUTE has not learned the needed routes, resolver calls that need to use the DNS may fail. So, there is a need to start these applications after a route has been learned. If you are not using AUTOLOG with DELAYSTART DVIPA to start server address spaces, let your automation software kick off on the EZD1214I message.

z/OS V1R10 implemented improved AUTOLOG sequencing of the TCP/IP start-up process

- The pre-V1R10 AUTOLOG DELAYSTART option delays application start until DVIPAs are configured and active
- z/OS V1R10 adds another option to AUTOLOG DELAYSTART that can be used to delay start of an application until AT-TLS services are available



If DELAYSTART is specified without a sub-option, it defaults to DVIPA

