


Introducing the new IBM zEnterprise 196 and 114 PCIe I/O and Coupling Infrastructure

Session ID: 10617

Speaker: Harv Emery



System z – Freedom Through Design



Permission is granted to SHARE to publish this presentation in the SHARE Proceedings.
IBM retains its right to distribute copies of this presentation to whomever it chooses.

Trademarks

The following are trademarks of the International Business Machines Corporation in the United States, other countries, or both.

Not all common law marks used by IBM are listed on this page. Failure of a mark to appear does not mean that IBM does not use the mark nor does it mean that the product is not actively marketed or is not significant within its relevant market.

Those trademarks followed by ® are registered trademarks of IBM in the United States; all others are trademarks or common law marks of IBM in the United States.

For a complete list of IBM Trademarks, see www.ibm.com/legal/copytrade.shtml:

*BladeCenter®, DB2®, e business(logo)®, DataPower®, ESCON, eServer, FICON, IBM®, IBM (logo)®, MVS, OS/390®, POWER6®, POWER6+, POWER7®, Power Architecture®, S/390®, System p®, System p5, System x®, System z®, System z9®, System z10®, WebSphere®, X-Architecture®, zEnterprise, z9®, z10, z/Architecture®, z/OS®, z/VM®, z/VSE®, zSeries®

The following are trademarks or registered trademarks of other companies.

Adobe, the Adobe logo, PostScript, and the PostScript logo are either registered trademarks or trademarks of Adobe Systems Incorporated in the United States, and/or other countries.

Cell Broadband Engine is a trademark of Sony Computer Entertainment, Inc. in the United States, other countries, or both and is used under license therefrom.

Java and all Java-based trademarks are trademarks of Sun Microsystems, Inc. in the United States, other countries, or both.

Microsoft, Windows, Windows NT, and the Windows logo are registered trademarks of Microsoft Corporation in the United States, other countries, or both.

Intel, Intel logo, Intel Inside, Intel Inside logo, Intel Centrino, Intel Centrino logo, Celeron, Intel Xeon, Intel SpeedStep, Itanium, and Pentium are trademarks or registered trademarks of Intel Corporation or its subsidiaries in the United States and other countries.

UNIX is a registered trademark of The Open Group in the United States and other countries.

Linux is a registered trademark of Linus Torvalds in the United States, other countries, or both.

ITIL is a registered trademark, and a registered community trademark of the Office of Government Commerce, and is registered in the U.S. Patent and Trademark Office.

IT Infrastructure Library is a registered trademark of the Central Computer and Telecommunications Agency, which is now part of the Office of Government Commerce.

* All other products may be trademarks or registered trademarks of their respective companies.

Notes:

Performance is in Internal Throughput Rate (ITR) ratio based on measurements and projections using standard IBM benchmarks in a controlled environment. The actual throughput that any user will experience will vary depending upon considerations such as the amount of multiprogramming in the user's job stream, the I/O configuration, the storage configuration, and the workload processed. Therefore, no assurance can be given that an individual user will achieve throughput improvements equivalent to the performance ratios stated here.

IBM hardware products are manufactured from new parts, or new and serviceable used parts. Regardless, our warranty terms apply.

All customer examples cited or described in this presentation are presented as illustrations of the manner in which some customers have used IBM products and the results they may have achieved. Actual environmental costs and performance characteristics will vary depending on individual customer configurations and conditions.

This publication was produced in the United States. IBM may not offer the products, services or features discussed in this document in other countries, and the information may be subject to change without notice. Consult your local IBM business contact for information on the product or services available in your area.


All statements regarding IBM's future direction and intent are subject to change or withdrawal without notice, and represent goals and objectives only.

Information about non-IBM products is obtained from the manufacturers of those products or their published announcements. IBM has not tested those products and cannot confirm the performance, compatibility, or any other claims related to non-IBM products. Questions on the capabilities of non-IBM products should be addressed to the suppliers of those products.

Prices subject to change without notice. Contact your IBM representative or Business Partner for the most current pricing in your geography.

I/O subsystem

System z – Freedom Through Design



zEnterprise 114 and zEnterprise 196 GA2

**NEW**

I/O infrastructure

- **New** PCIe-based I/O infrastructure
- **New** PCIe I/O drawer
 - Decreased port purchase granularity (fewer ports per I/O card)
 - Increased port density compared to the previous I/O drawer or z196 I/O cage
 - Designed for improved power and bandwidth compared to previous I/O cage or z196 I/O drawer

Storage Access

- **New PCIe-based** FICON Express8S features

Networking

- **New PCIe-based** OSA-Express4S features

Coupling

- **New** 12x InfiniBand and 1x InfiniBand features (**HCA3-O fanouts**)
 - *12x InfiniBand - decreased service times when using 12x IFB3 protocol*
 - *1x InfiniBand – increased port count and more subchannels per CHPID*

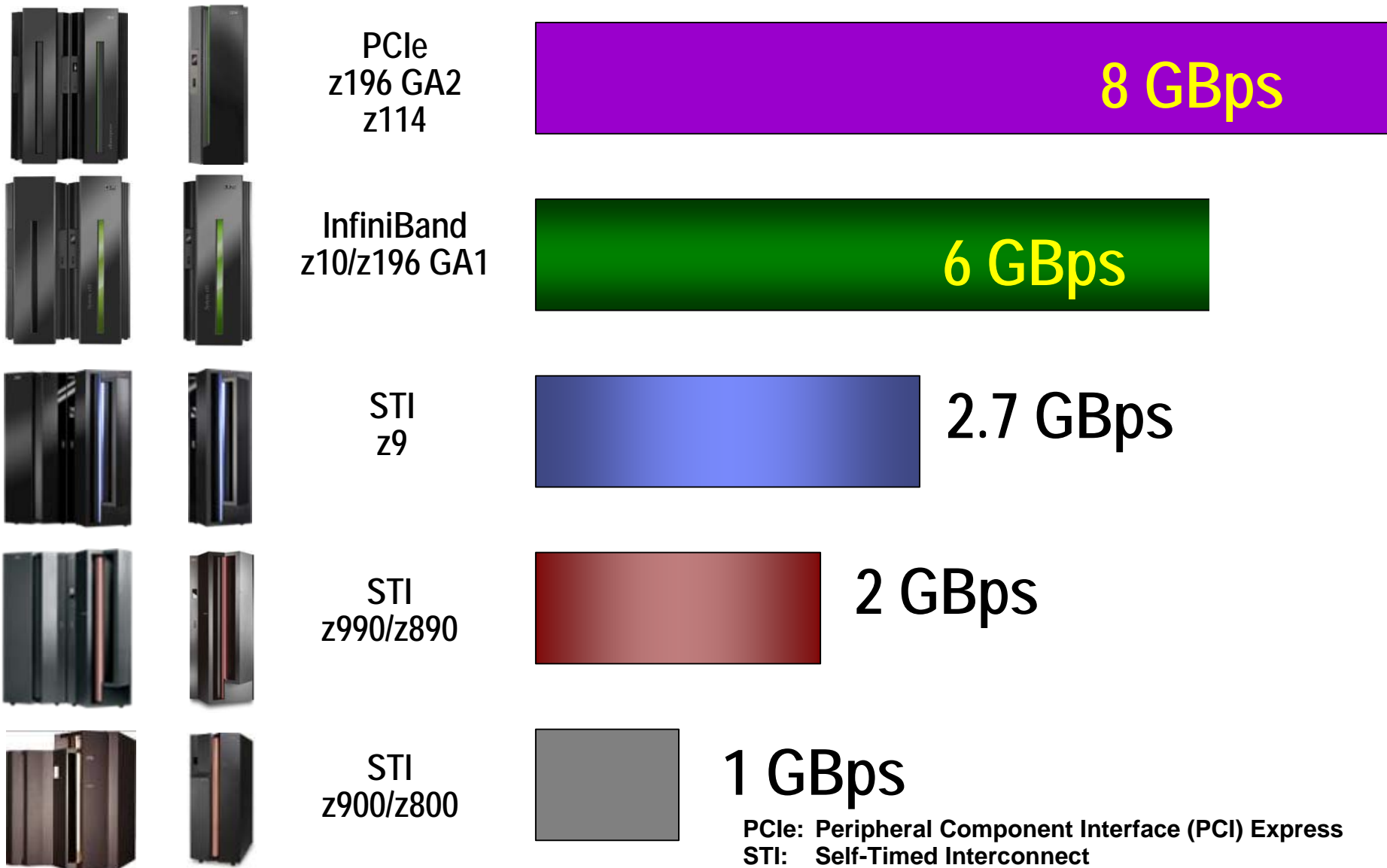
Note: The z114 and z196 at GA2 will ship with a new LIC Driver, Driver 93

z114 and z196 at GA2 support two different internal I/O infrastructures

- **The *current* InfiniBand I/O infrastructure first made available on z10**
 - InfiniBand fanouts supporting a 6 GBps InfiniBand I/O interconnect
 - InfiniBand I/O card domain multiplexers with Redundant I/O interconnect in:
 - The 14U, 28-slot, 7-domain I/O cage (z196 only)
 - The 5U, 8-slot, 2-domain IO drawer (z114 and z196)
 - Selected legacy I/O feature cards
 - Carry forward and new build

- **And a *new* PCI Express 2 I/O infrastructure**
 - PCIe fanouts supporting a new 8 GBps PCIe I/O interconnect
 - PCIe switches with Redundant I/O interconnect in for I/O domains in a *new* 7U, 32-slot, 4-domain I/O drawer (z114 and z196 GA2)
 - *New* FICON Express8S and OSA-Express4S I/O feature cards
 - Based on selected industry standard PCIe I/O
 - Designed for:
 - Improved I/O port purchase granularity (fewer ports per card)
 - Improved performance
 - Increased I/O port density
 - Lower energy consumption

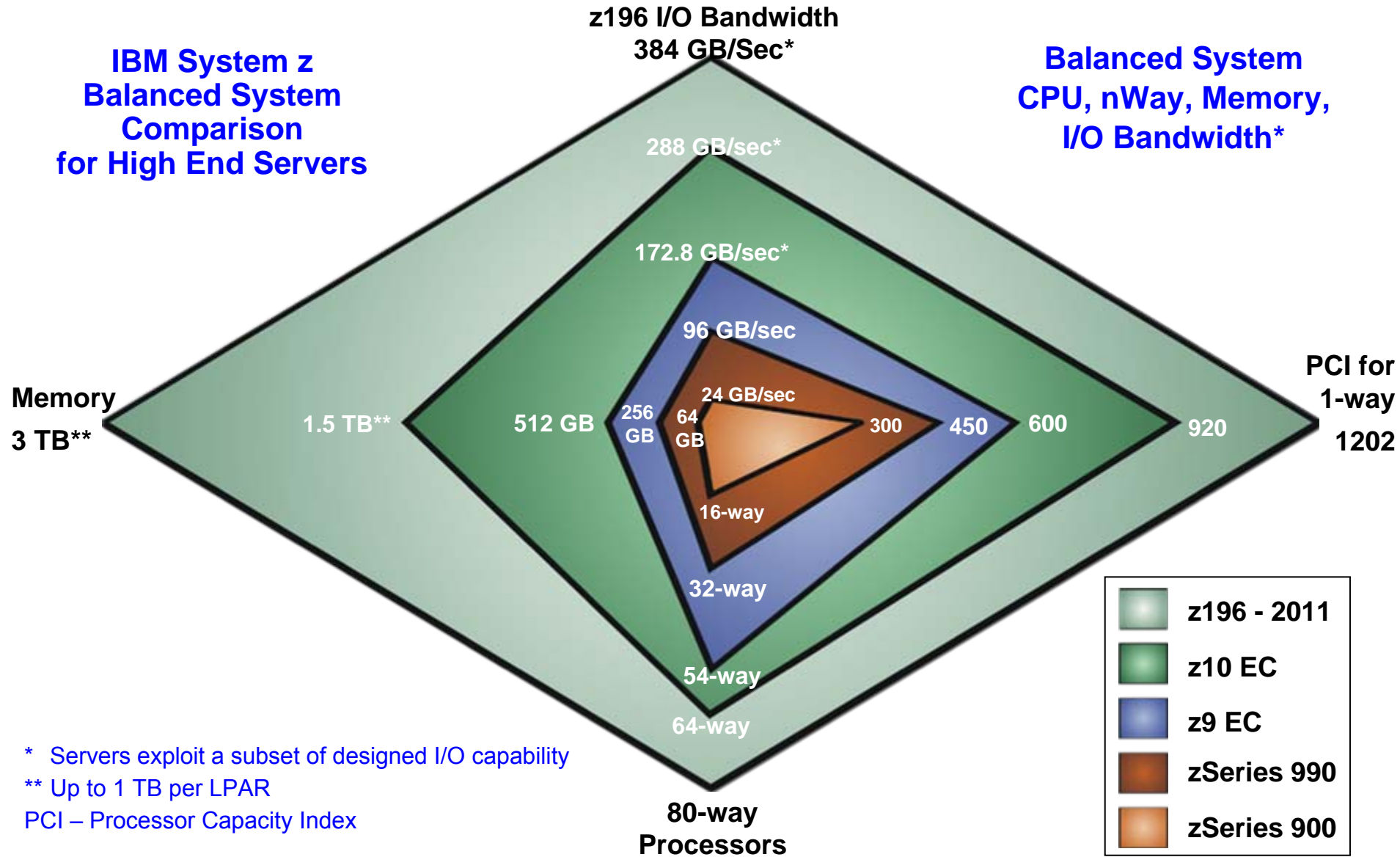
I/O Subsystem Internal Bus Interconnect Speeds (GigaBytes per second)



PCIe: Peripheral Component Interface (PCI) Express
 STI: Self-Timed Interconnect

**IBM System z
Balanced System
Comparison
for High End Servers**

**Balanced System
CPU, nWay, Memory,
I/O Bandwidth***




* Servers exploit a subset of designed I/O capability

** Up to 1 TB per LPAR

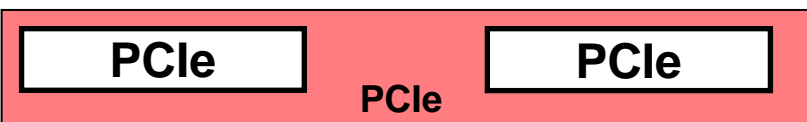
PCI – Processor Capacity Index

z196 GA2 Connectivity for I/O and Coupling

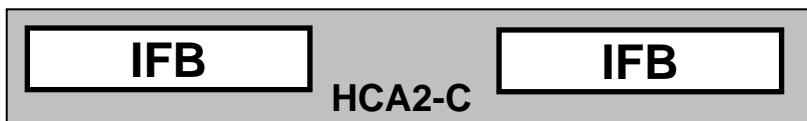


- **Up to 8 fanout cards per z196 book with two connections per fanout**
 - M15 (1 book) – up to 8
 - M32 (2 books) – up to 16
 - M49 (3 books) – up to 20
 - M66 and M80 (four books) – up to 24

- **I/O fanouts compete for fanout slots with the InfiniBand HCA fanouts that support coupling:**
 - HCA2-O 12x two InfiniBand DDR links
 - *HCA2-O LR two 1x InfiniBand DDR links (CF only)*
 - **HCA3-O two 12x InfiniBand DDR links**
 - **HCA3-O LR four 1x InfiniBand DDR links**



- **PCIe fanout – PCIe I/O Interconnect links**
Supports two copper cable PCIe 8 GBps interconnects to two 8-card PCIe I/O domain multiplexers.
Always plugged in pairs for redundancy.



- **HCA2-C fanout – InfiniBand I/O Interconnect**
Supports two copper cable 12x InfiniBand DDR 6 GBps interconnects to two 4-card I/O domain multiplexers.
Always plugged in pairs for redundancy.

z196 Book and I/O fanout plugging

M15

M32

| ECF | OSC | ECF | OSC |
|--------|--------|--------|--------|
| filler | D1 I/O | filler | filler |
| | D2 I/O | | |
| | D3 FSP | | |
| | D4 FSP | | |
| | D5 I/O | | |
| | D6 I/O | | |
| | D7 I/O | | |
| | D8 I/O | | |
| | D9 I/O | | |
| | DA I/O | | |

| ECF | OSC | ECF | OSC |
|--------|--------|--------|--------|
| filler | D1 I/O | filler | filler |
| | D2 I/O | | |
| | D3 FSP | | |
| | D4 FSP | | |
| | D5 I/O | | |
| | D6 I/O | | |
| | D7 I/O | | |
| | D8 I/O | | |
| | D9 I/O | | |
| | DA I/O | | |

I/O fanouts: two connections each

- M15 – up to 8
- M32 – up to 16
- M49 – up to 20
- M66 – up to 24
- M80 – up to 24

Cooling Design

- Fanout locations D1 and D2 are NOT used in the 2nd and 3rd Book for Model M49

Front views

M49

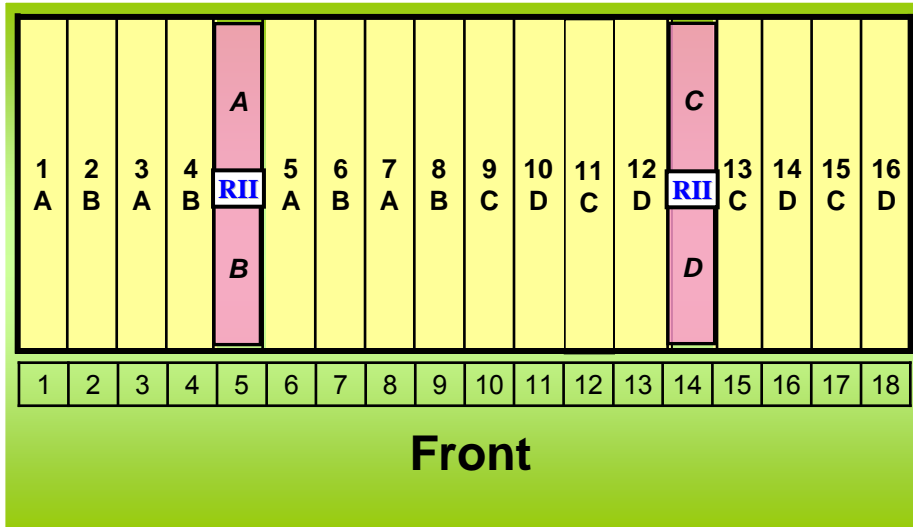
M66 or M80

- Fanout locations D1 and D2 are NOT used in any Book for Models M66 or M80

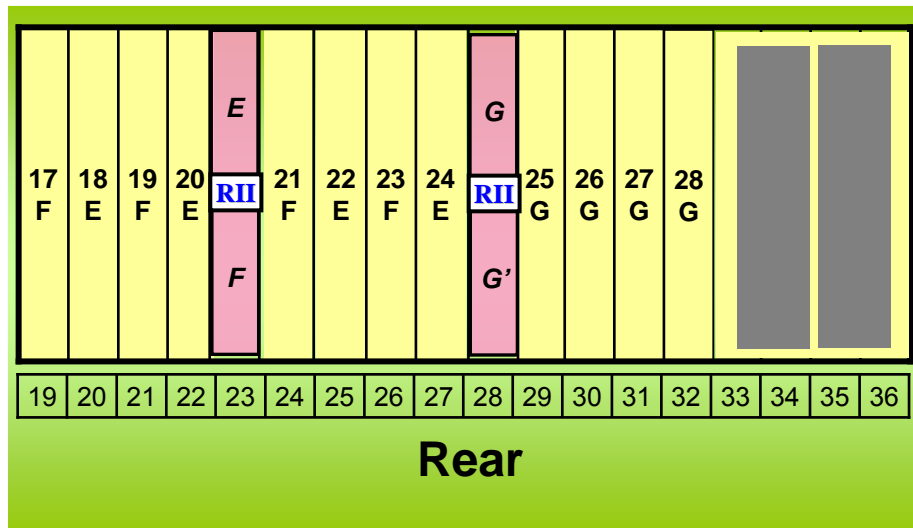
| ECF | OSC | ECF | OSC | | |
|--------|--------|--------|--------|--------|--------|
| filler | D1 I/O | filler | filler | | |
| | D2 I/O | | | | |
| | D3 FSP | | | D3 FSP | D3 FSP |
| | D4 FSP | | | D4 FSP | D4 FSP |
| | D5 I/O | | | D5 I/O | D5 I/O |
| | D6 I/O | | | D6 I/O | D6 I/O |
| | D7 I/O | | | D7 I/O | D7 I/O |
| | D8 I/O | | | D8 I/O | D8 I/O |
| | D9 I/O | | | D9 I/O | D9 I/O |
| | DA I/O | | | DA I/O | DA I/O |

| ECF | OSC | ECF | OSC | | |
|--------|--------|--------|--------|--------|--------|
| filler | D1 I/O | filler | filler | | |
| | D2 I/O | | | | |
| | D3 FSP | | | D3 FSP | D3 FSP |
| | D4 FSP | | | D4 FSP | D4 FSP |
| | D5 I/O | | | D5 I/O | D5 I/O |
| | D6 I/O | | | D6 I/O | D6 I/O |
| | D7 I/O | | | D7 I/O | D7 I/O |
| | D8 I/O | | | D8 I/O | D8 I/O |
| | D9 I/O | | | D9 I/O | D9 I/O |
| | DA I/O | | | DA I/O | DA I/O |

z196 28-slot I/O Cage (Introduced with z900)



14 U

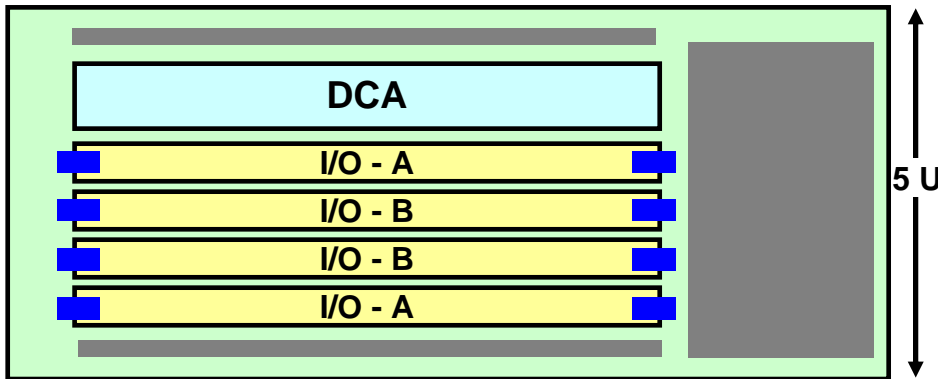


14 U

- Supports all z10 EC and z196 GA1 I/O and Crypto Express3 cards
- Supports 28 I/O cards, 16 front and 12 rear, vertical orientation, in seven 4-card domains (shown as A to G)
- Requires eight IFB-MP daughter cards (A to G'), each connected to a 6 GBps InfiniBand I/O interconnect to activate all seven domains.
- To support **Redundant I/O Interconnect (RII)**, the two interconnects to each domain pair (A-B, C-D, E-F, and G-G') must come from two different InfiniBand fanouts. (All seven domains in one of these cages can be activated with four fanouts.)
- **Disruptive field install or remove**
- Requires 14 EIA Units of space (24.5 inches ≈ 622 mm)

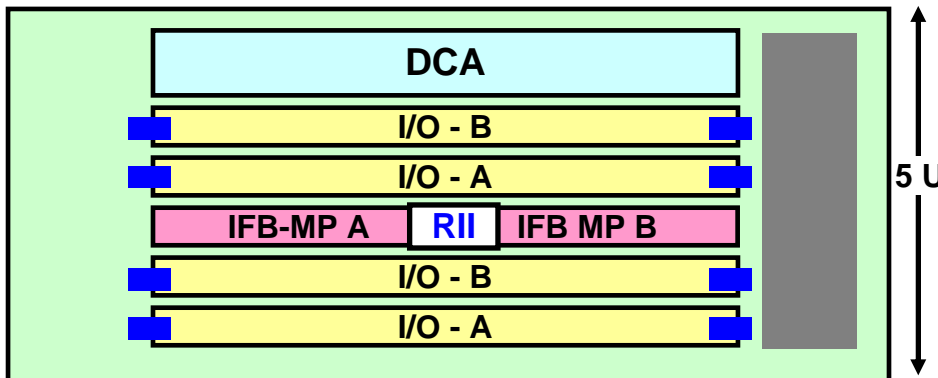
z196 and z114 8-slot I/O Drawer (Introduced with z10 BC)

Front



- Supports all z10 BC and z196 GA1 I/O and Crypto Express3 cards
- Supports 8 I/O cards, 4 front and 4 back, horizontal orientation, in two 4-card domains (shown as A and B)
- Requires two IFB-MP daughter cards, each connected to a 6 GBps InfiniBand interconnect to activate both domains.

Rear



- To support **Redundant I/O Interconnect (RII)** between the two domains, the two interconnects must be from two different InfiniBand fanouts. (Two fanouts can support two of these drawers.)
- **Concurrent add, repair.**
- Requires 5 EIA Units of space (8.75 inches \approx 222 mm)

PCIe I/O drawer and PCIe I/O features

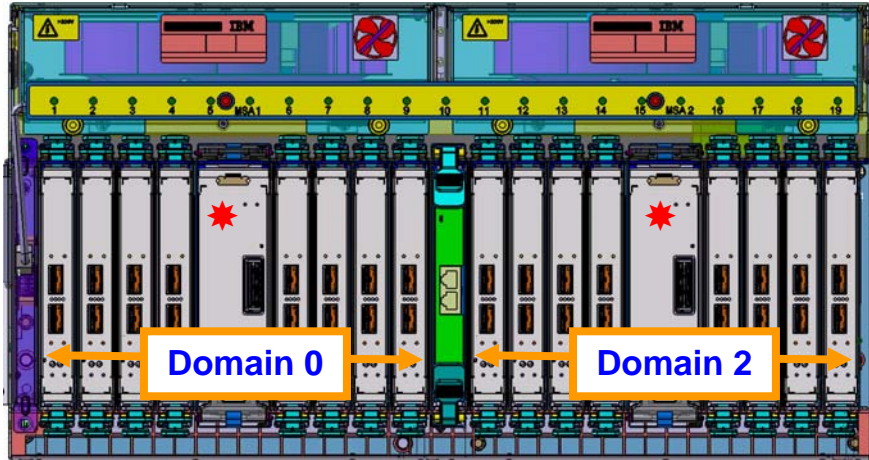


- **Increased infrastructure bandwidth**
 - PCI Express 2 x16 - **8 GBps interconnect**
(Compared to 6 GBps 12x InfiniBand DDR interconnect)
 - PCI Express 2 x8 - **4 GBps** available to PCIe I/O feature cards
(Compared to 2 GBps or less available to older I/O feature cards)
- **Compact**
 - Two 32-slot PCIe I/O drawers occupy the same space as one 28-slot I/O cage
 - Increases I/O port density 14% (Equivalent to an increase from 28 to 32 slots)
- **Improved I/O port purchase granularity**
 - “Half high” I/O feature cards compared to older I/O feature cards
 - Two **FICON Express8S** channels per feature (Four on FICON Express8)
 - One or two **OSA-Express4S** ports per feature (Two or four on OSA-Express3)
- **Reduced power consumption**
- **Designed for Improved Reliability, Availability, and Serviceability**
 - Concurrent field MES install and repair
 - Symmetrical, redundant cooling across all cards and power supplies
 - Temperature monitoring of critical ASICs

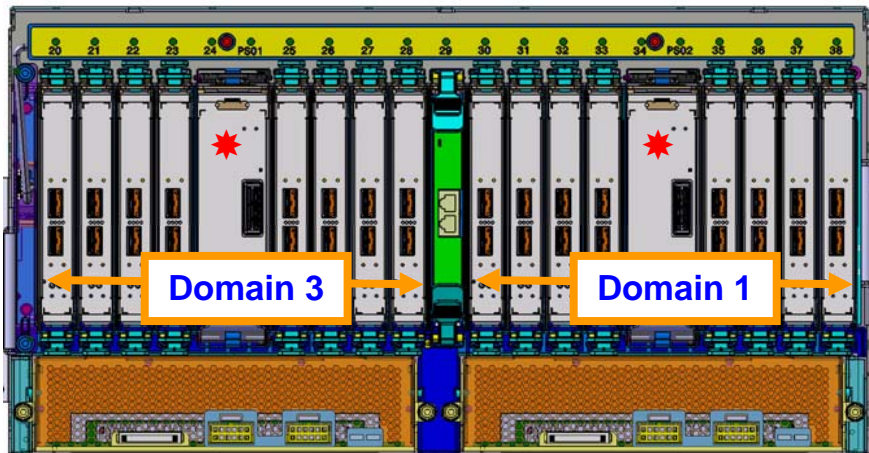
New PCIe 32 I/O slot drawer



Front



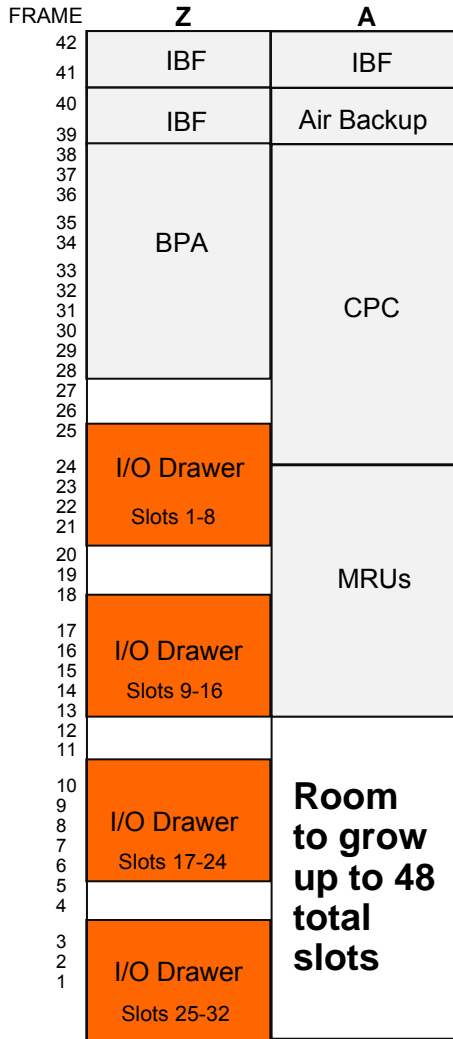
Rear



- Supports only the new PCIe I/O cards introduced with z114 and z196 GA2.
- Supports 32 PCIe I/O cards, 16 front and 16 rear, vertical orientation, in four 8-card domains (shown as 0 to 3).
- Requires four PCIe switch cards (★), each connected to an 8 Gbps PCIe I/O interconnect to activate all four domains.
- To support Redundant I/O Interconnect (RII) between front to back domain pairs 0-1 and 2-3 the two interconnects to each pair must be from 2 different PCIe fanouts. (All four domains in one of these cages can be activated with two fanouts.)
- Concurrent field install and repair.
- Requires 7 EIA Units of space (12.25 inches ≈ 311 mm)

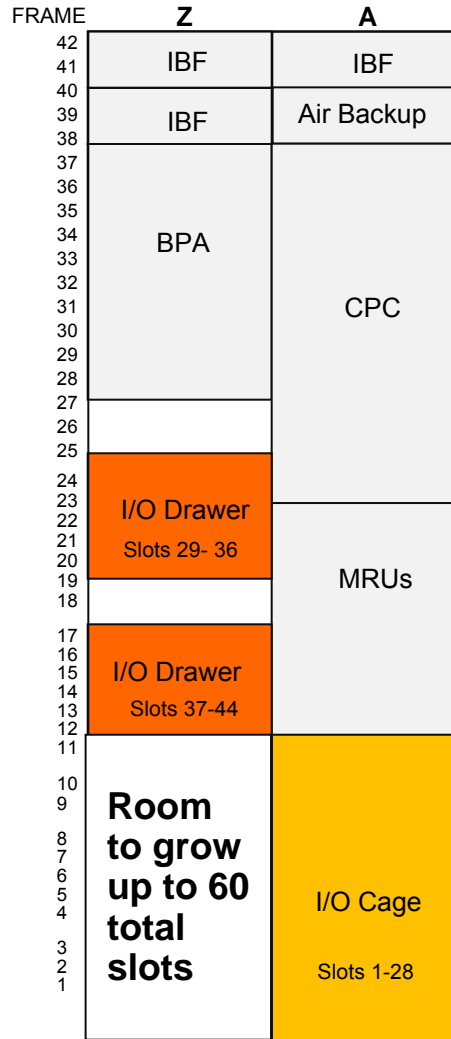
z196 I/O GA1 Frame Layout for I/O (New Build)

NO I/O Cage




1-32 slots

ONE I/O Cage



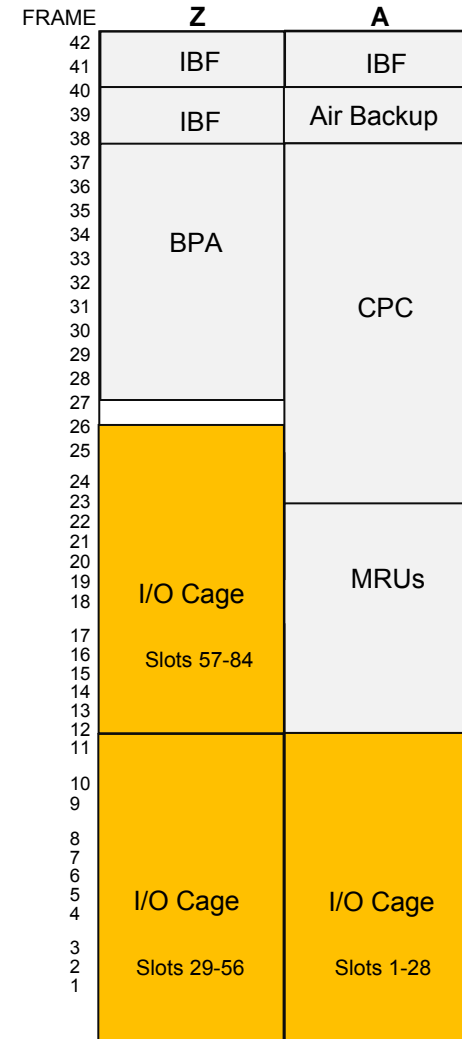
33-44 slots

TWO I/O Cages



45-72 slots

Three I/O Cages

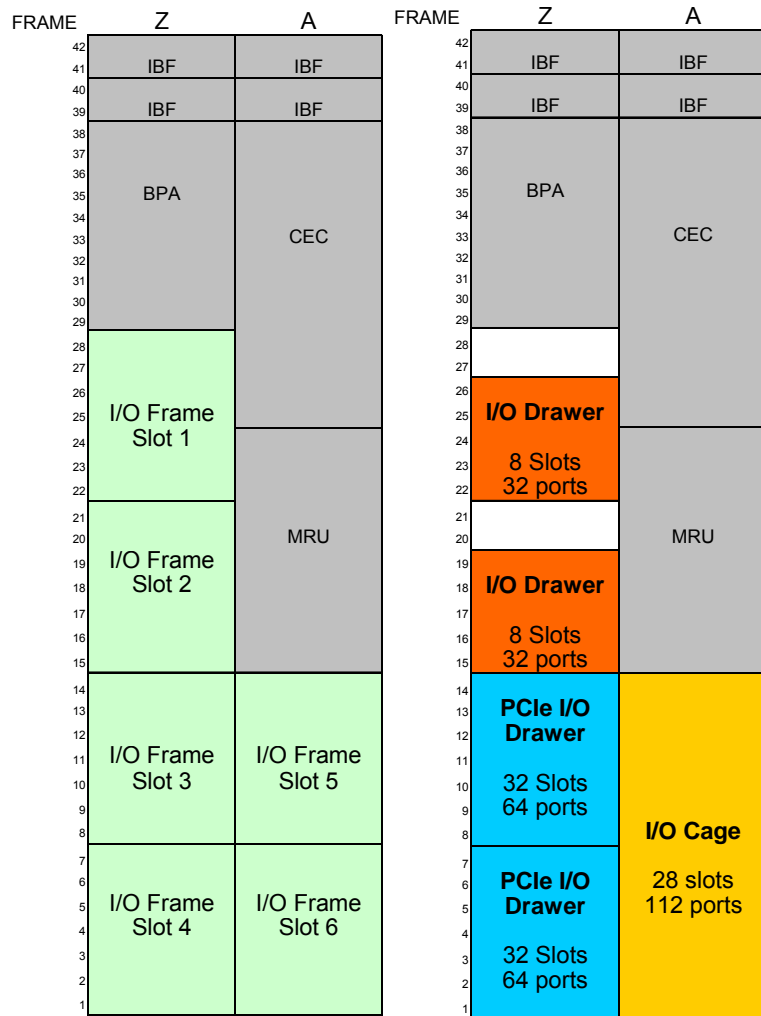


72-84 slots RPQ

Note: Drawings Not to Scale
SHARE 118 in Atlanta, March 13, 2012



z196 GA2 Frame Layout for I/O – Air Cooled*



- An **I/O frame slot** is a physical location in the A or Z frame for an I/O cage, I/O drawer or PCIe I/O drawer to be inserted = 7u
- **I/O cage** uses 2 I/O frame slots = 14u
 - 28 four port I/O slots = 112 ports
 - 2 cages maximum (3 with RPQ)
- **PCIe I/O drawer** uses 1 I/O frame slot = 7u
 - 32 two port I/O slots = 64 ports
 - 5 drawers maximum
- **Old I/O drawer** uses 0.7 frame slot = 5u
 - 8 four port I/O slots = 32 ports
 - Requires 2u of free space for future upgrade to the PCIe I/O drawer
 - 6 drawers maximum
 - GA2: Up to 2 on new build
 - GA1: Up to 4 on new build

* Locations differ if water cooled; but the number of I/O frame slots is identical.

z196 GA2 I/O Features supported

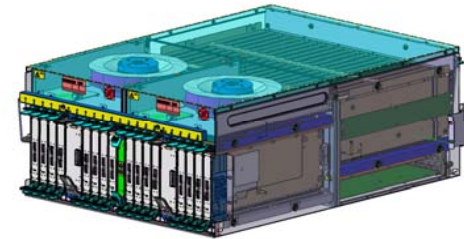
Supported features

■ Features – Up to 32 in a PCIe I/O drawer

- **FICON Express8S**
 - SX and LX
- **OSA-Express4S**
 - 10 GbE LR and SR
 - GbE SX and LX



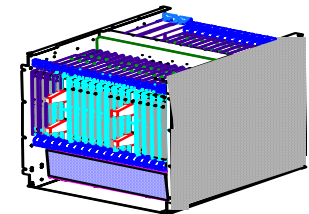
PCIe I/O drawer



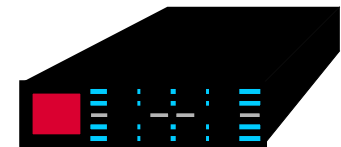
32 I/O slots

■ Features – I/O cage (28 slots) and I/O drawer (8 slots)

- **Crypto Express3**
- **ESCON (240 or fewer)**
- **FICON Express8 (Carry forward or RPQ 8P2534 to fill empty slots)**
- **FICON Express4 (Carry forward only)**
- **ISC-3**
- **OSA-Express3 1000BASE-T**
- **OSA-Express3 (Carry forward or RPQ 8P2534 to fill empty slots)**
 - 10 GbE, GbE
- **OSA-Express2 (Carry forward only)**
 - GbE, 1000BASE-T
- **PSC (Carry forward or new build, no MES add)**



28 slot I/O cage



8 slot I/O drawer

z196 GA2 I/O Connectivity

| Features | Offered As | Maximum # of features | Maximum channels | Increments per feature | Purchase increments |
|---------------------------------|------------|-----------------------|---------------------|-----------------------------|---------------------|
| ESCON | NB | 16 | 240 channels | 1 - 15 active | 4 channels |
| FICON | | | | | |
| FICON Express8S | NB | 160 | 320 channels | 2 channels | 2 channels |
| <i>FICON Express8</i> | <i>CF*</i> | <i>72</i> | <i>288 channels</i> | <i>4 channels</i> | <i>4 channels</i> |
| <i>FICON Express4</i> | <i>CF*</i> | <i>72</i> | <i>288 channels</i> | <i>4 channels</i> | <i>4 channels</i> |
| ISC-3 | NB | 12 | 48 links | 4 links | 1 link |
| OSA-Express | | | | | |
| OSA-Express4S | NB | 48 | 96 ports | 1 (10 GbE) / 2 ports | 1 feature |
| OSA-Express3 1000BASE-T | NB | 24 | 96 ports | 4 ports | 1 feature |
| <i>OSA-Express3 10 GbE, GbE</i> | <i>CF*</i> | <i>24</i> | <i>96 ports</i> | <i>2 (10 GbE) / 4 ports</i> | <i>1 feature</i> |
| <i>OSA-Express2**</i> | <i>CF</i> | <i>24</i> | <i>48 ports</i> | <i>2 ports</i> | <i>1 feature</i> |
| Crypto Express3*** | NB | 8 | 16 PCIe adapters | 2 PCIe adapters | 1 feature *** |

* Can be carried forward or ordered on MES with RPQ 8P2534 if adding PCIe I/O features is not possible

** OSA-Express2 10 GbE LR is not supported as a carry forward

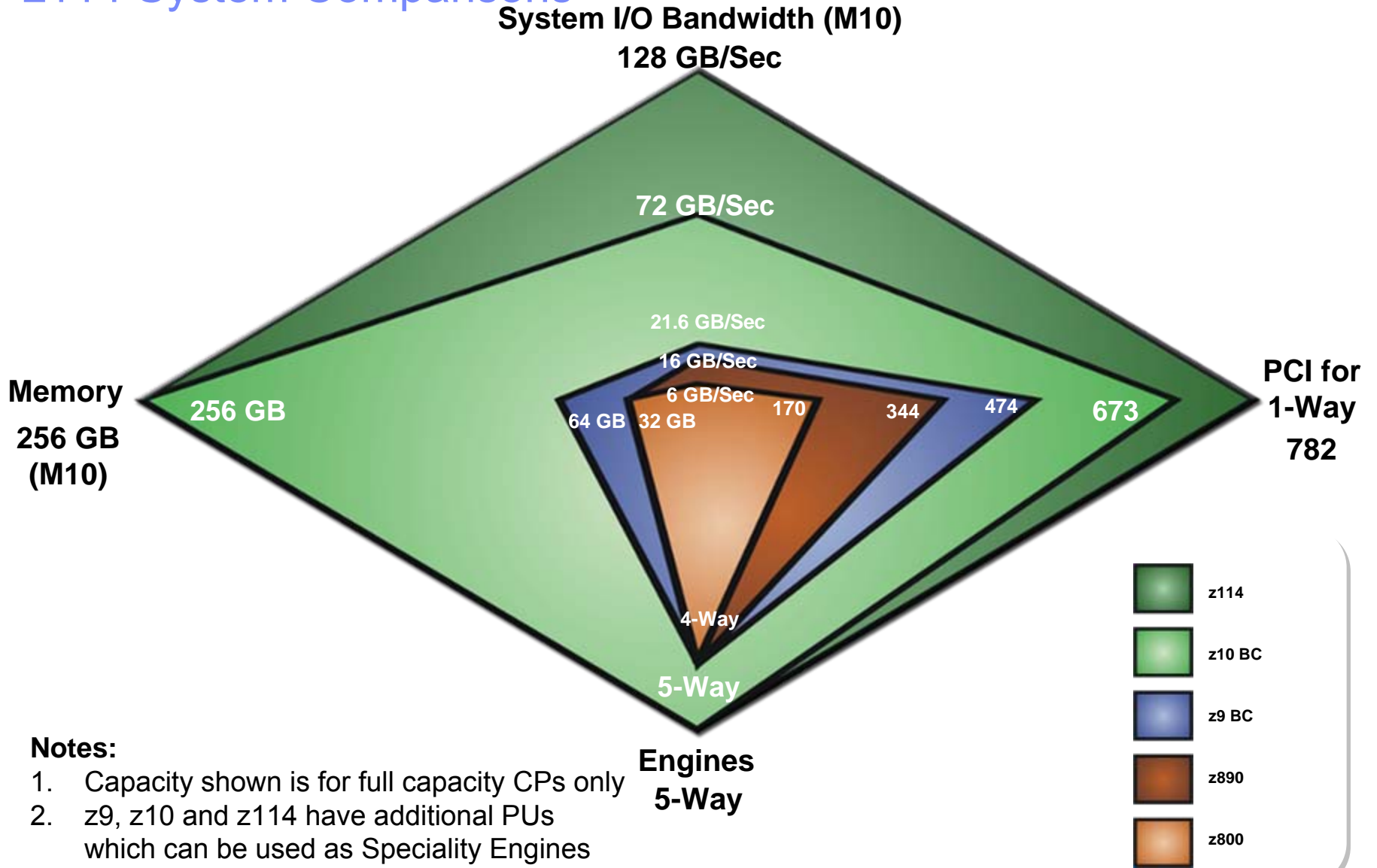
*** Two features initially, one thereafter

NB = New Build

CF = Carry Forward

* All statements regarding IBM's plans, directions, and intent are subject to change or withdrawal without notice. Any reliance on these Statements of General Direction is at the relying party's sole risk and will not create liability or obligation for IBM.

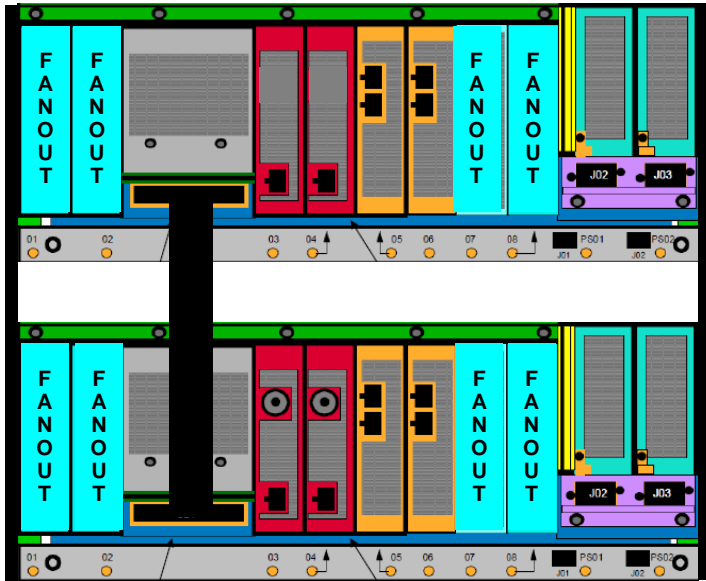
z114 System Comparisons



Notes:

- 1. Capacity shown is for full capacity CPs only
- 2. z9, z10 and z114 have additional PUs which can be used as Speciality Engines

z114 Connectivity for I/O and Coupling

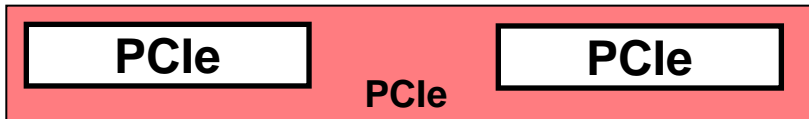


Drawer 2
M10 only

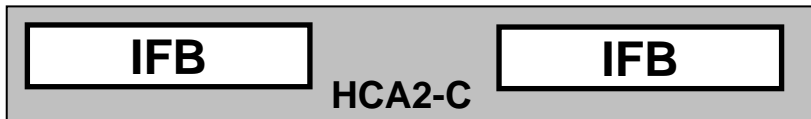
Drawer 1
M05 and M10

- Up to 4 fanouts per z114 CEC drawer
 - M05 (one CEC drawer) – up to 4 fanouts
 - M10 (two CEC drawers) – up to 8 fanouts

- I/O fanouts compete for fanout slots with the InfiniBand HCA fanouts that support coupling:
 - HCA2-O 12x two InfiniBand DDR links
 - HCA2-O LR two 1x InfiniBand DDR links
 - **HCA3-O two 12x InfiniBand DDR links**
 - **HCA3-O LR four 1x InfiniBand DDR links**

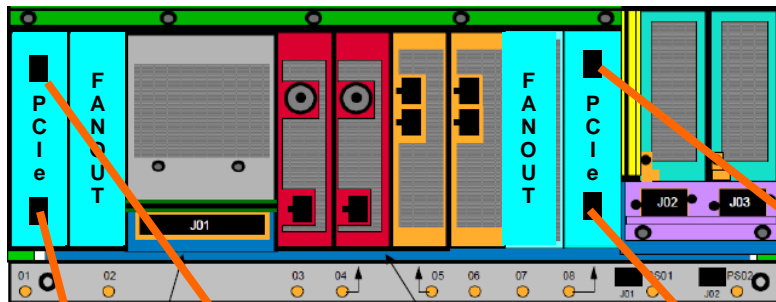


- **PCIe fanout – PCIe I/O Interconnect links**
Supports two PCIe 8 GBps interconnects on copper cables to two 8-card PCIe I/O domain switches.
Always plugged in pairs for redundancy.



- **HCA2-C fanout – InfiniBand I/O Interconnect**
Supports two 12x InfiniBand DDR 6 GBps interconnects on copper cables to two 4-card I/O domain multiplexers.
Always plugged in pairs for redundancy.

z114 M05 Redundant I/O Interconnect Example – One PCIe Drawer

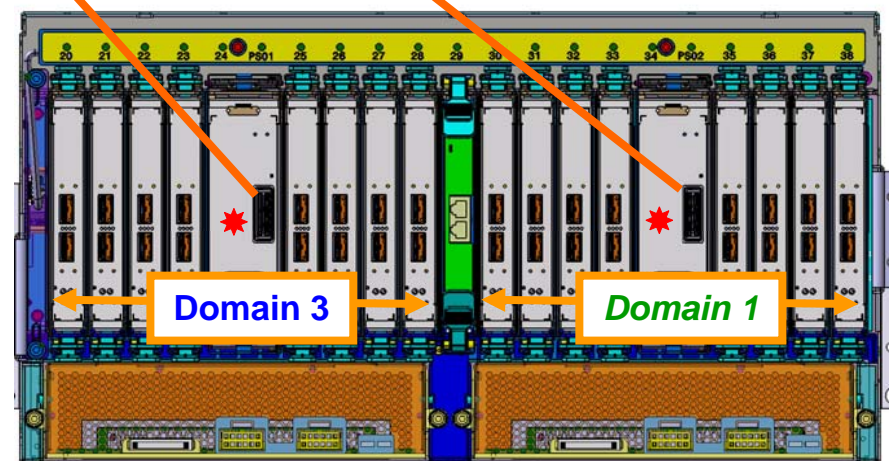
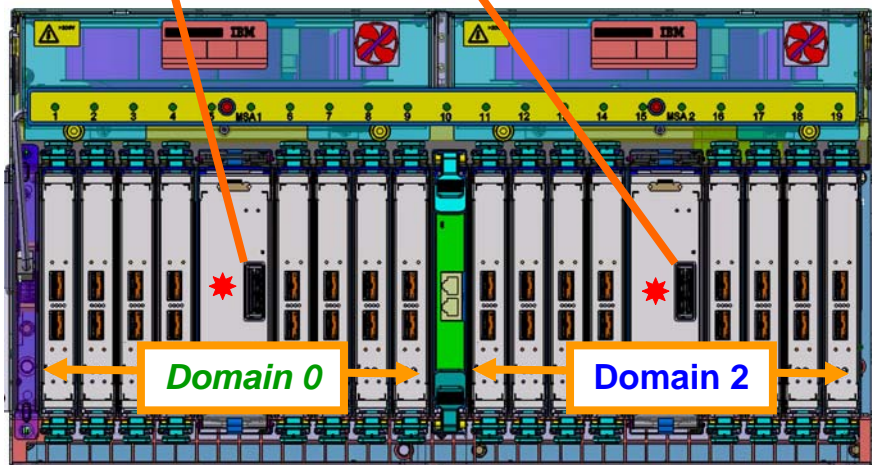


- Different **PCIe** Fanouts Support Domain Pairs:
 - **0 and 1**
 - **2 and 3**
- Normal operation: Each PCIe interconnect in a pair supports the eight I/O cards in its domain.
- Backup operation: One PCIe interconnect supports all 16 I/O cards in the domain pair.

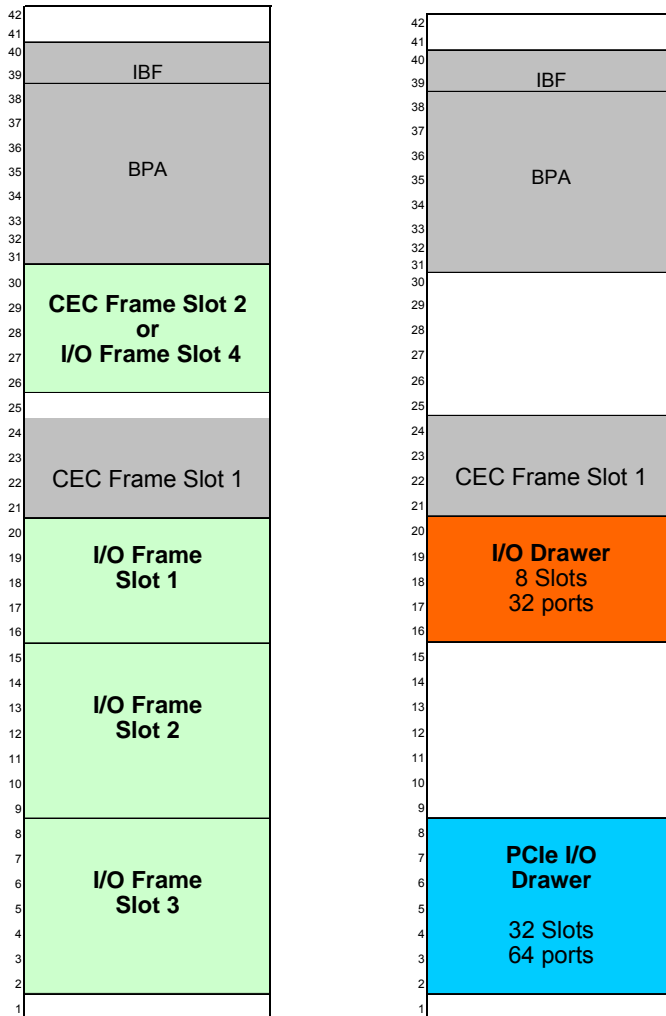
PCIe switch cards (*)

Front

Rear



z114 Frame Layout for I/O



- An **I/O frame slot** is a physical location in the frame for an old I/O drawer or PCIe I/O drawer
- I/O Frame slot 2 and 3 = 7u
 - Supports I/O drawer or PCIe I/O drawer
 - I/O Frame slot 1 and 4* = 5u
 - M10 – Frame slot 4* **NOT** available
 - Support I/O drawers **ONLY**
- **PCIe I/O drawer**
 - Frame slot 3 & 4 uses 1 I/O frame slot = 7u
 - 32 two port I/O slots = 64 ports
 - 2 maximum (1 maximum on M05)
- **Old I/O drawer**
 - Frame slot 1 & 4 uses 1.0 I/O frame slot
 - Frame slot 2 & 3 uses 0.7 I/O frame slot
 - 8 four port I/O slots = 32 ports
 - 2 maximum (3 with RPQ on M05 or M10, 4 with RPQ on M05 only*)

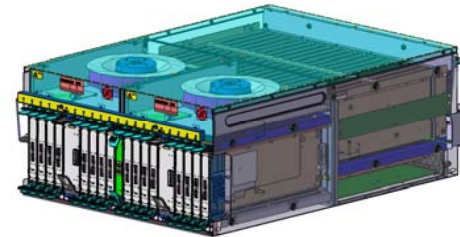
* Note: I/O Frame Slot 4 is used for CEC drawer 2 in the z114 M10

z114 I/O Features supported

Supported features

■ Features – Up to 32 in a PCIe I/O drawer

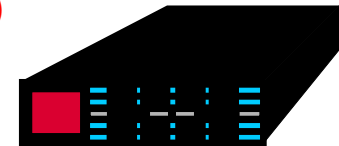
- **FICON Express8S**
 - SX and 10 km LX
- **OSA-Express4S**
 - 10 GbE LR and SR
 - GbE SX and LX



32 slot PCIe I/O drawer

■ Features – Up to 8 in an I/O drawer

- **Crypto Express3, Crypto Express3 1P**
- **ESCON (240 or fewer)**
- **FICON Express8 (Carry forward or RPQ 8P2534 to fill empty slots)**
- **FICON Express4 (Carry forward only for 4 port cards)**
- **FICON Express4-2C (Carry forward or RPQ 8P2534 to fill empty slots)**
- **ISC-3**
- **OSA-Express3 1000BASE-T (Includes -2P)**
- **OSA-Express3 (Carry forward or RPQ 8P2534 to fill empty slots)**
 - 10 GbE, GbE
- **OSA-Express2 (Carry forward only)**
 - GbE, 1000BASE-T
- **PSC (Carry forward or new build, no MES add)**



8 slot I/O drawer

z114 I/O Connectivity

| Features | Offered As | Maximum # of features | Maximum channels | Increments per feature | Purchase increments |
|---------------------------------|------------|-----------------------|--------------------|-----------------------------|---------------------|
| ESCON | NB | 16 | 240 channels | 1 - 15 active | 4 channels |
| FICON | | | | | |
| FICON Express8S | NB | 64 | 128 channels | 2 channels | 2 channels |
| <i>FICON Express8</i> | <i>CF*</i> | <i>16</i> | <i>64 channels</i> | <i>4 channels</i> | <i>4 channels</i> |
| <i>FICON Express4</i> | <i>CF</i> | <i>16</i> | <i>64 channels</i> | <i>4 channels</i> | <i>4 channels</i> |
| <i>FICON Express4-2C</i> | <i>CF*</i> | <i>16</i> | <i>32 channels</i> | <i>2 channels</i> | <i>2 channels</i> |
| ISC-3 | NB | 12 | 48 links | 4 links | 1 link |
| OSA-Express | | | | | |
| OSA-Express4S | NB | 48 | 96 ports | 1 (10 GbE) / 2 ports | 1 feature |
| OSA-Express3 1000BASE-T | NB | 16 | 64 ports | 2 (-2P) / 4 ports | 1 feature |
| <i>OSA-Express3 10 GbE, GbE</i> | <i>CF*</i> | <i>16</i> | <i>64 ports</i> | <i>2 (10 GbE) / 4 ports</i> | <i>1 feature</i> |
| <i>OSA-Express3-2P GbE</i> | <i>CF*</i> | <i>16</i> | <i>32 ports</i> | <i>2 ports</i> | <i>1 feature</i> |
| <i>OSA-Express2**</i> | <i>CF</i> | <i>16</i> | <i>32 ports</i> | <i>2 ports</i> | <i>1 feature</i> |
| Crypto*** | | | | | |
| Crypto Express3 | NB | 8 | 16 PCIe adapters | 2 PCIe adapters | 1 feature*** |
| Crypto Express3-1P | NB | 8 | 8 PCIE adapters | 1 PCIe adapter | 1 feature*** |

* Can be carried forward or ordered by MES using RPQ 8P2534 if adding PCIe I/O features is not possible

** OSA-Express2 10 GbE LR is not supported as a carry forward

*** Two features initially, one thereafter

NB = New Build

CF = Carry Forward

Current ESCON Statement of Direction* July 12, 2011 Announcements



- **The IBM zEnterprise 196 and the IBM zEnterprise 114 will be the last System z servers to support ESCON channels:** IBM plans not to offer ESCON channels as an orderable feature on future System z servers. In addition, ESCON channels **cannot be carried forward** on an upgrade to such follow-on servers. This plan applies to channel path identifier (CHPID) types CNC, CTC, CVC, and CBY and to featured 2323 and 2324. System z customers should continue migrating from ESCON to FICON. Alternate solutions are available for connectivity to ESCON devices. IBM Global Technology Services offers an ESCON to FICON Migration solution, Offering ID #6948-97D, to help simplify and manage an all FICON environment with continued connectivity to ESCON devices if required.
- Notes:

 - For z196, this new Statement of Direction restates the SOD in Announcement letter 111-112 of February 15, 2011. It also confirms the SOD in Announcement letter 109-230 of April 28, 2009 that “ESCON Channels will be phased out.”

*All statements regarding IBM's plans, directions, and intent are subject to change or withdrawal without notice. Any reliance on these statements of general direction is at the relying party's sole risk and will not create liability or obligation for IBM.

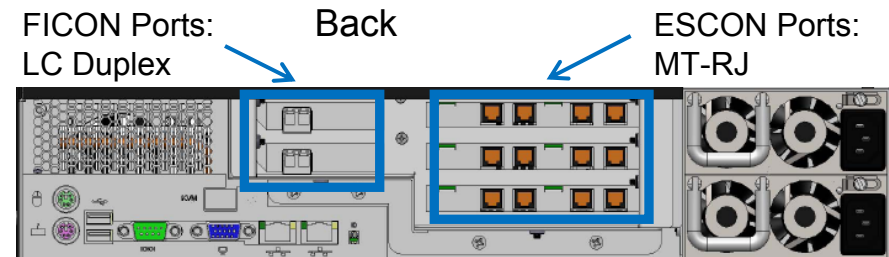

Optica PRIZM FICON Converter

<http://www.opticatech.com/>

Supports the elimination of ESCON channels on the host while maintaining ESCON and Bus/Tag-based devices and applications

What is PRIZM?

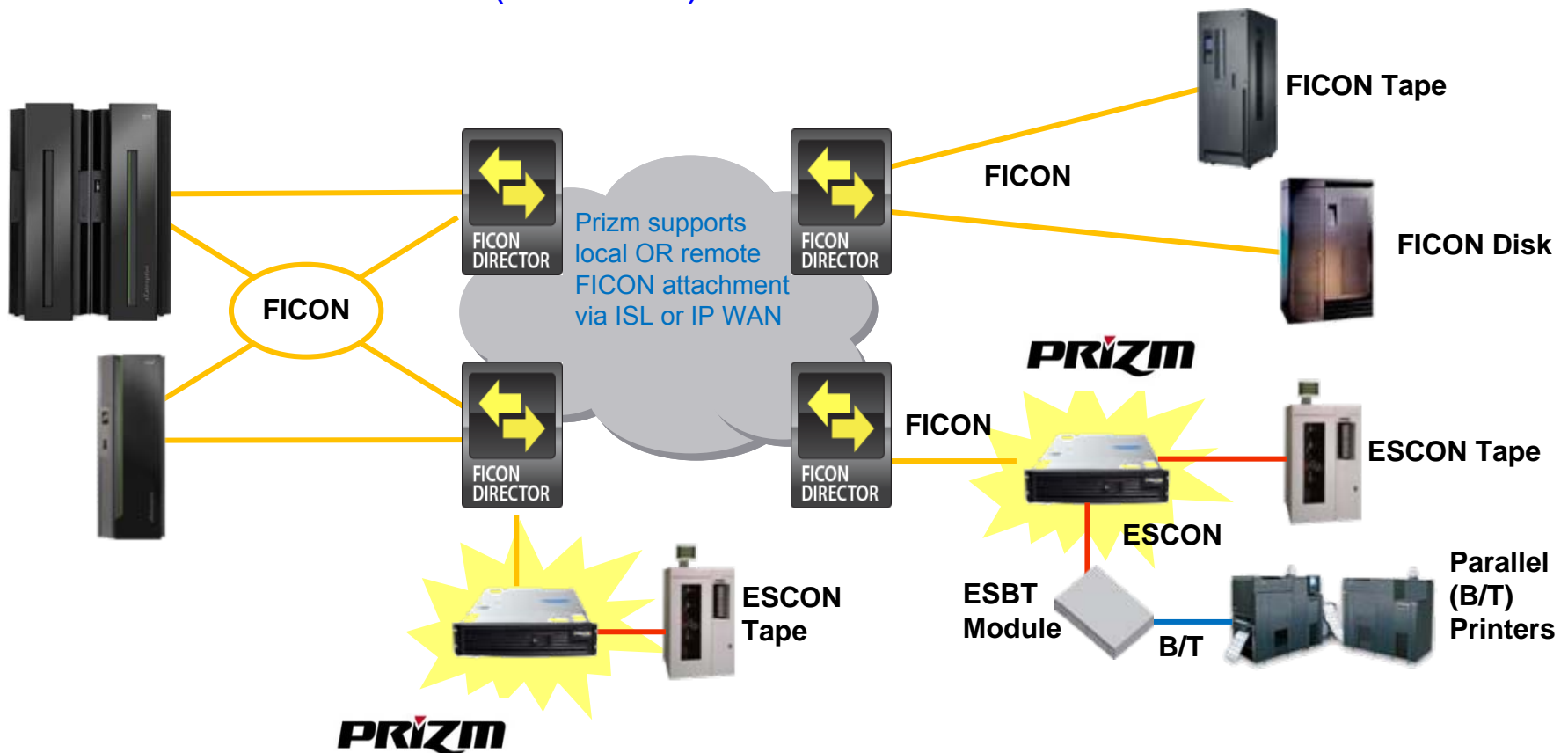
- A purpose-built appliance designed exclusively for IBM System z; enables ESCON devices to be connected to FICON channels or fabrics
- Allows ESCON devices to connect to FICON channels and FICON fabrics/networks
 - Prizm also supports attachment of parallel (bus/tag) devices to FICON channels via ESBT module
- Converts 1 or 2 FICON channels (CHPID type FC) into 4, 8 or 12 ESCON channels
 - Replace aging ESCON Directors with PRIZM (maintenance savings)
 - Achieve streamlined infrastructure and reduced Total Cost of Ownership
- Qualified by the IBM Vendor Solutions Lab in POK for all ESCON devices; qualified for connectivity to Brocade and Cisco FICON switching solutions
 - Refer to: <http://www-03.ibm.com/systems/z/hardware/connectivity/index.html>
 - Products -- > FICON / FCP Connectivity -- > Other supported devices
- PRIZM is available via IBM Global Technology Services: ESCON to FICON Migration offering (#6948-97D)



Where Does Prizm Fit in the Data Center?

Topologies supported by Prizm

- Local: direct attached or switched
- Remote: ISL (cascaded) or IP channel extended



FICON Express4 Carry Forward to Future System z Servers (October 12, 2011 Statement of Direction¹)



▪ **Carry forward supported for some FICON Express4 channel features**

In previous statements of direction IBM stated that the IBM zEnterprise 196 and IBM zEnterprise 114 would be the last servers to support FICON Express4 channels. IBM now intends to support carry forward of FICON Express4 10KM LX (FC #3321) and FICON Express4 SX (FC #3322) features into the next System z server after the z196 and z114.


▪ **Notes:**

- This modifies the previous Statements of Direction for FICON Express4 support in Hardware Announcements 110-170 of July 22, 2010 and 111-136 of July 12, 2011.
- The following FICON Express4 features are not included in this statement of direction. IBM intends that there will be no support to carry them forward:
 - FICON Express4-2C SX (FC #3318)
 - FICON Express4-2C 4KM LX (FC #3323)
 - FICON Express4 4KM LX (FC #3324)

¹ All statements regarding IBM's plans, directions, and intent are subject to change or withdrawal without notice. Any reliance on these Statements of General Direction is at the relying party's sole risk and will not create liability or obligation for IBM.

Channels

System z – Freedom Through Design



FICON Express8S – PCIe I/O drawer

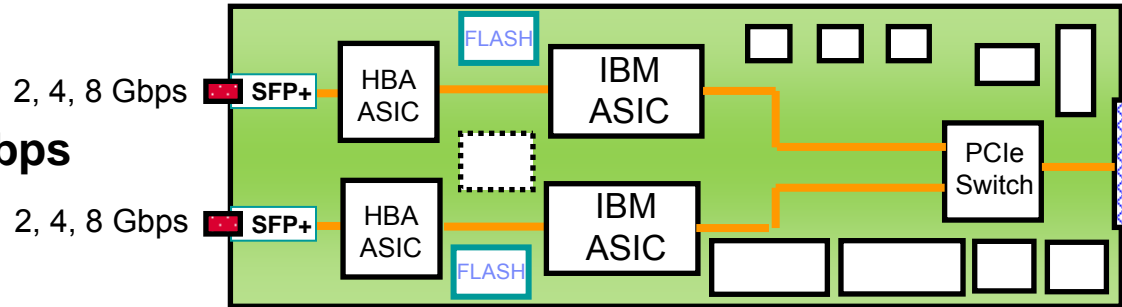


- For FICON, zHPF, and FCP environments

- CHPID types: FC and FCP
- 2 PCHIDs/CHPIDs

- Auto-negotiates to 2, 4, or 8 Gbps

- Increased performance compared to FICON Express8



- 10KM LX - 9 micron single mode fiber

- Unrepeated distance - 10 kilometers (6.2 miles)
- Receiving device must also be LX

0409 – 10KM LX, # 0410 – SX

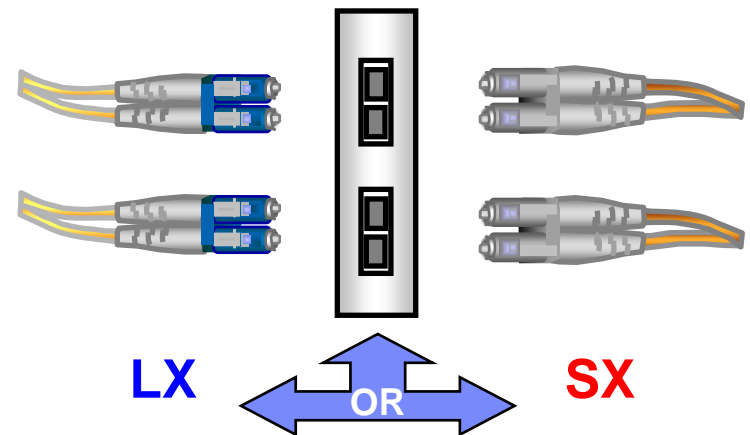
- SX - 50 or 62.5 micron multimode fiber

- Unrepeated distance varies with link data rate and multimode fiber type (50 micron preferred)
- Receiving device must also be SX

- 2 channels of LX or SX (no mix)

- Small form factor pluggable (SFP) optics

- Concurrent repair/replace action for each SFP



zEnterprise zHPF supports data transfers larger than 64 k bytes

- **zHPF multi-track data transfers are no longer limited to 64 k bytes**
 - Up to 256 tracks can be transferred a single operation
 - Eliminating the 64 k byte limit is designed to allow a FICON Express8 channel to fully exploit its available bandwidth
 - This enhancement is exclusive to z196 and z114
- **Designed to help provide**
 - Higher throughput for zHPF multi-track operations
 - With lower response time
- **Requires:**
 - FICON Express8S, FICON Express8 or FICON Express4 channel
 - CHPID TYPE=FC definition
 - Control unit support for zHPF
- **z/OS operating system support**

White Paper: “High Performance FICON (zHPF) for System z Analysis”

<http://www.ibm.com/support/techdocs/atsmastr.nsf/WebIndex/WP101789>

**High Performance FICON (zHPF) for DS8000 System z Attached Analysis:
AG Storage ATS Offering**

<http://www.ibm.com/support/techdocs/atsmastr.nsf/WebIndex/FLASH10668>

zEnterprise System z High Performance FICON (zHPF) Enhancements (November 18, 2011)



- **Performance improvements for QSAM, BPAM, and BSAM access methods**
 - Operating System Requirements: z/OS R13, z/OS R12 with PTFs or z/OS R11 with PTFs
 - Channel requirement: Any supported FICON channel defined as TYPE=FC
- **Performance improvements for format writes**
 - Applicable to all data sets originally supported by the Modified Indirect Data Address Word (MIDAW) facility and zHPF and also to QSAM, BPAM, and BSAM data sets.
 - Designed to improve performance the most for small blocks, which are typically used for databases
 - Operating System Requirement: z/OS R13, z/OS R12 with PTFs or z/OS R11 with PTFs
 - Channel requirement: Any supported FICON channel defined as TYPE=FC
- **Performance improvements for DB2 list prefetch processing**
 - Operating System Requirements: z/OS R13 with PTFs, z/OS R12 with PTFs or z/OS R11 with PTFs
 - Channel requirement: [FICON Express8S channel defined as TYPE=FC](#)
- **IBM Server and System Storage Requirements for all enhancements**
 - [zEnterprise 196 or zEnterprise 114](#)
 - [IBM System Storage DS8800 \(Level 7.6.2.xx.xx, bundle version 86.20.xxx.xx or later\)](#)
or [IBM System Storage DS8700 \(Level 7.6.2.xx.xx, bundle version 76.20.xxx.xx or later\)](#)

z/VM V6.2 Support for zHPF Guest Exploitation (Planned to be available April 13, 2012¹)

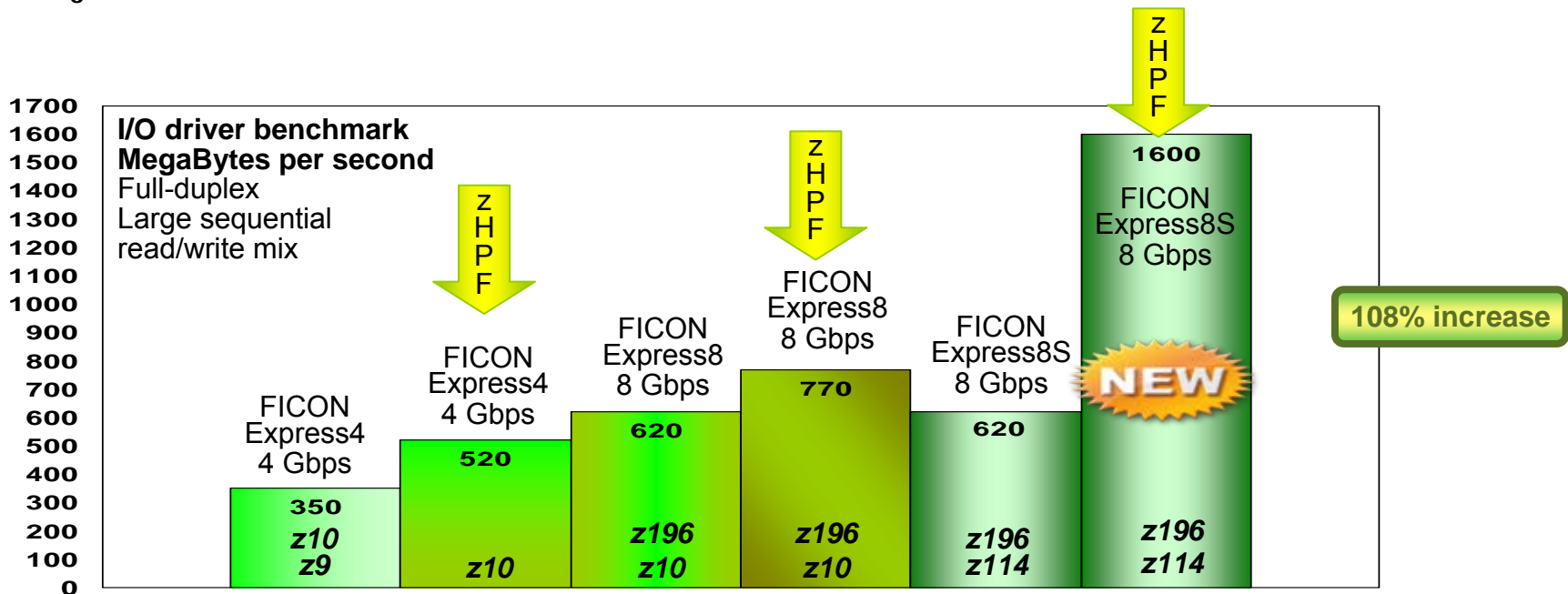
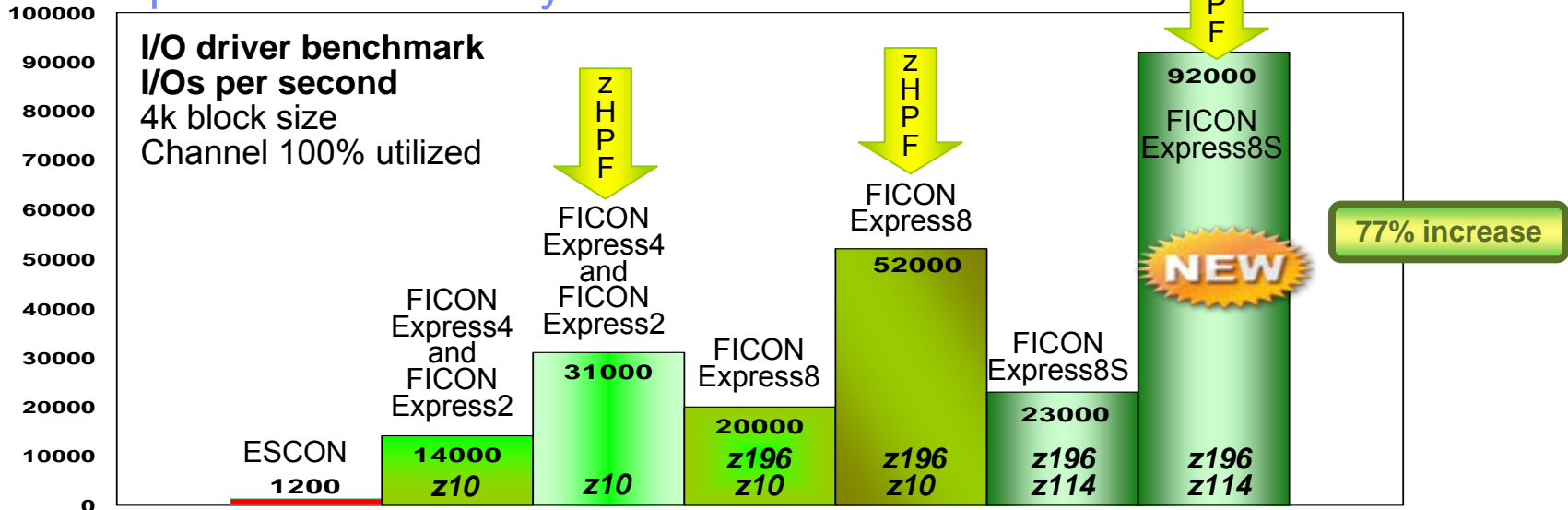


- **Support for High Performance FICON (zHPF) Guest Exploitation (z/VM Statement of Direction of October 12, 2011)**
 - IBM intends to provide support for guest virtual machines utilizing the High Performance FICON for System z (zHPF) I/O protocol. z/VM will support guest operating systems that issue single track as well as multiple track zHPF I/O.

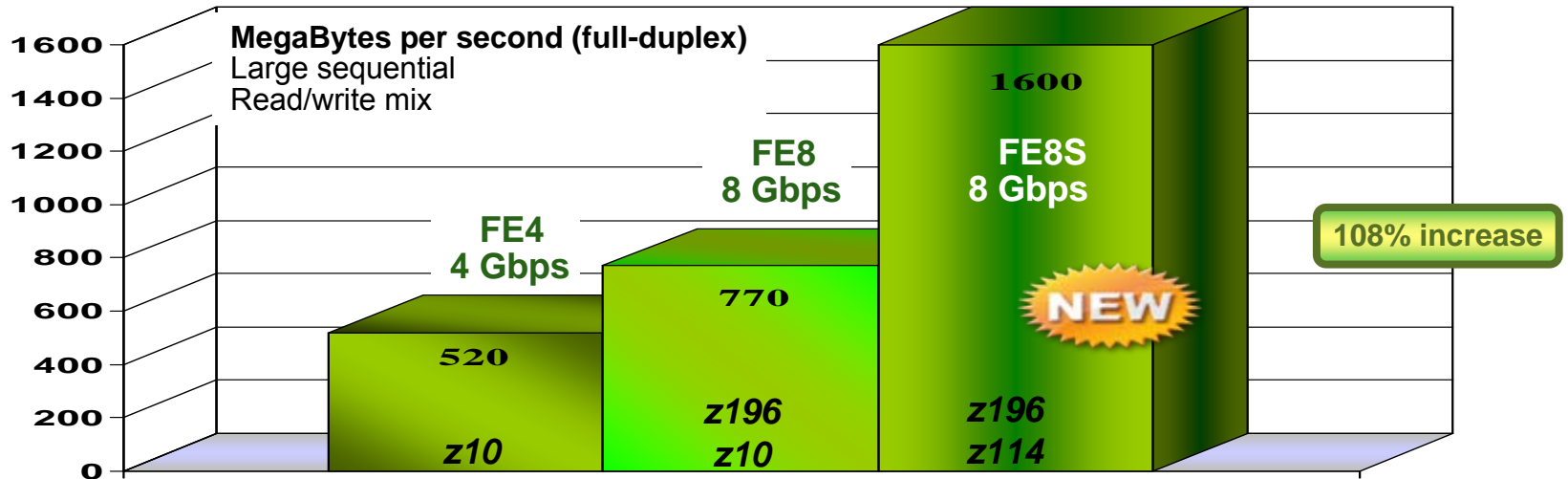
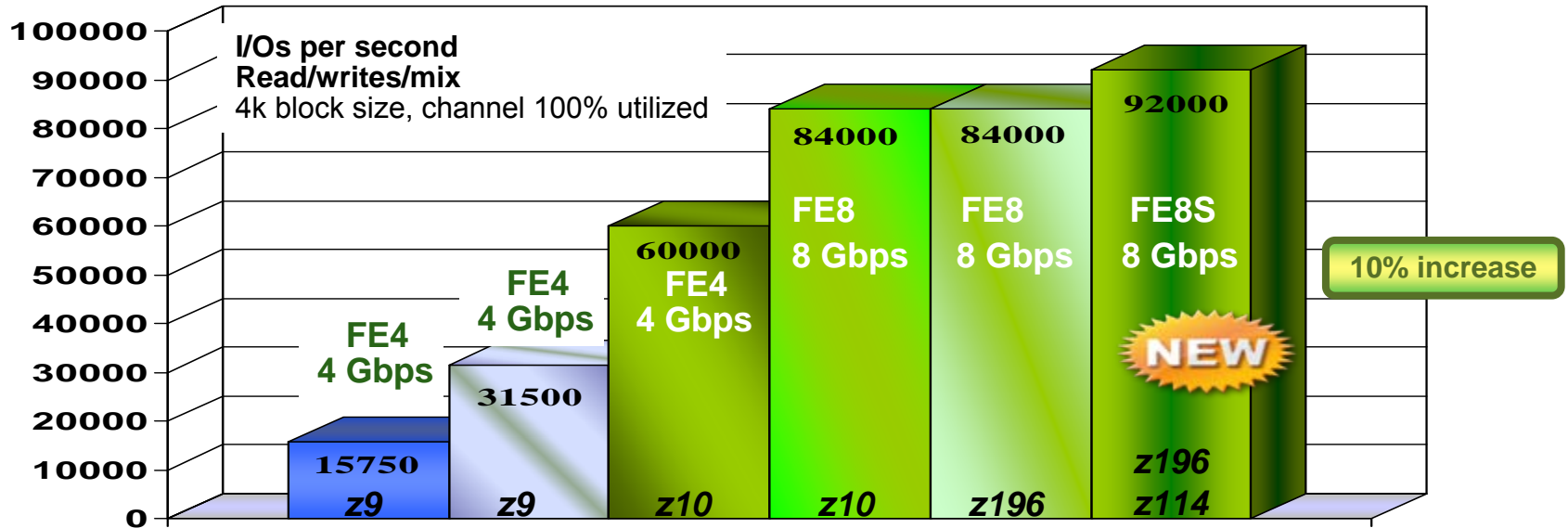
¹ All statements regarding IBM's plans, directions, and intent are subject to change or withdrawal without notice. Any reliance on these Statements of General Direction is at the relying party's sole risk and will not create liability or obligation for IBM.



FICON performance on System z



FCP performance on System z



FCP channels to support T10-DIF for enhanced reliability



- **System z Fibre Channel Protocol (FCP) has implemented support of the American National Standards Institute's (ANSI) T10 Data Integrity Field (DIF) standard.**
 - Data integrity protection fields are generated by the operating system and propagated through the storage area network (SAN).
 - System z helps to provide added end-to-end data protection between the operating system and the storage device
- **An extension to the standard, Data Integrity Extensions (DIX), provides checksum protection from the application layer through the host bus adapter (HBA), where cyclical redundancy checking (CRC) protection is implemented**
- **T10-DIF support by the FICON Express8S and FICON Express8 features, when defined as CHPID type FCP, is exclusive to z196 and z114.**
- **Exploitation of the T10-DIF standard requires support by the operating system and the storage device**
 - z/VM 5.4 with PTFs for guest exploitation
 - Linux on System z distributions:
 - IBM is working with its Linux distribution partners to include support in future Linux on System z distribution releases. .

z196 and z114 FICON discovery and auto-configuration

- **Provides automatic discovery for FICON disk and tape control units**
- **Reduces the level of skill and time required to configure new I/O devices**
- **Ensures system (host) and control unit definitions are compatible with each other**
- **Automatically discovers storage devices accessible to the system but not currently configured and proposes host definition values**
 - For discovered control units, explores for defined logical control units and devices
 - Compares discovered logical control units and devices against those configured previously
 - Adds missing logical control units and devices to the configuration, proposing control unit and device numbers, and proposing paths to reach them
 - Channel paths are chosen using algorithm to minimize single points of failure
- **Integrated with existing System z host configuration tools (HCD & HCM)**
- **Requires**
 - CHPID TYPE=FC on FICON Express8S, FICON Express8 or FICON Express4
 - Channel attached to a FICON Director with Name Server
 - Dynamic I/O enabled systems
 - z/OS support

Three subchannel sets on z196

Note: z114 supports only LCSS 0 and 1, 15 LPARs each, and had only two subchannel sets in each LCSS

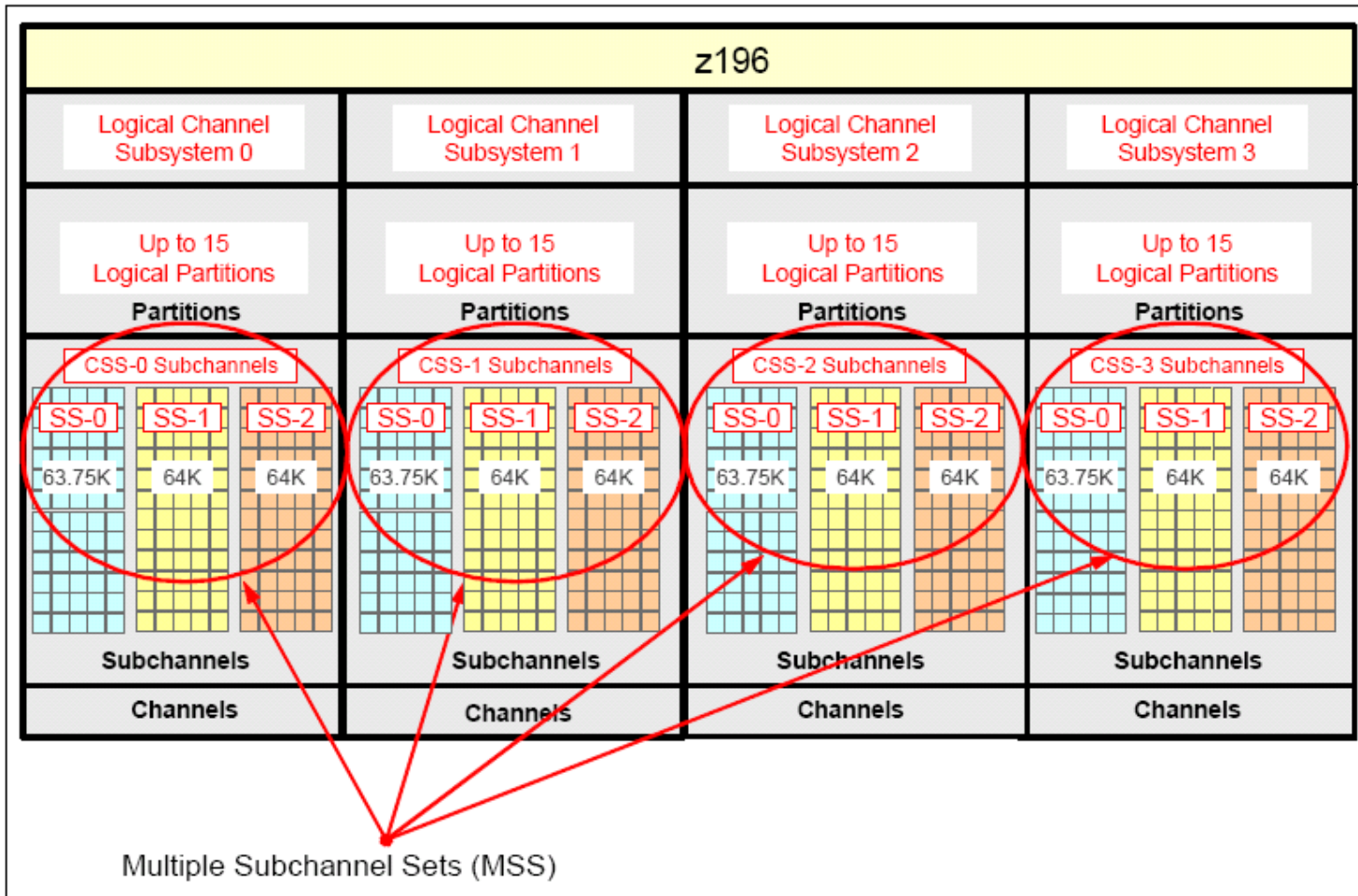


Figure 1-4 Multiple subchannels sets

z196 three subchannel sets per logical channel subsystem (LCSS)

- **A third subchannel set of 64 K devices is added to each LCSS**
- **The first subchannel set (SS 0) allows definitions of any type of device allowed today, (i.e. bases, aliases, secondaries, and those other than disk that do not implement the concept of associated aliases or secondaries)**
- **Second and third subchannel sets (SS1 and SS2) are available to use for disk alias devices (of both primary and secondary devices) and/or Metro Mirror secondary devices only**
- **CHPID support**
 - FICON TYPE=FC on FICON Express8S, FICON Express8 or FICON Express4
 - ESCON TYPE=CNC
- **Value**
 - Enables extending the amount of storage that can be defined while maintaining performance
 - Provides a means to help simplify device addressing by providing consistent device address definitions for congruous devices
 - Allows use of the same device number in different subchannel sets
- **Requires z/OS or Linux on System z operating system support**
- **This enhancement is exclusive to zEnterprise 196**


zEnterprise IPL from an alternate subchannel set



- Enables IPL from subchannel set 1 (z196 and z114) or subchannel set 2 (z196 only), in addition to subchannel set 0.
- Devices used early during IPL processing can now be accessed using subchannel set 1 or subchannel set 2. This is intended to allow the users of Metro Mirror (PPRC) secondary devices defined using the same device number and a new device type in an alternate subchannel set to be used for IPL, IODF, and standalone dump volumes when needed.
- IPL from an alternate subchannel set is supported by z/OS V1.13, as well as V1.12 and V1.11 with PTFs.

Networking

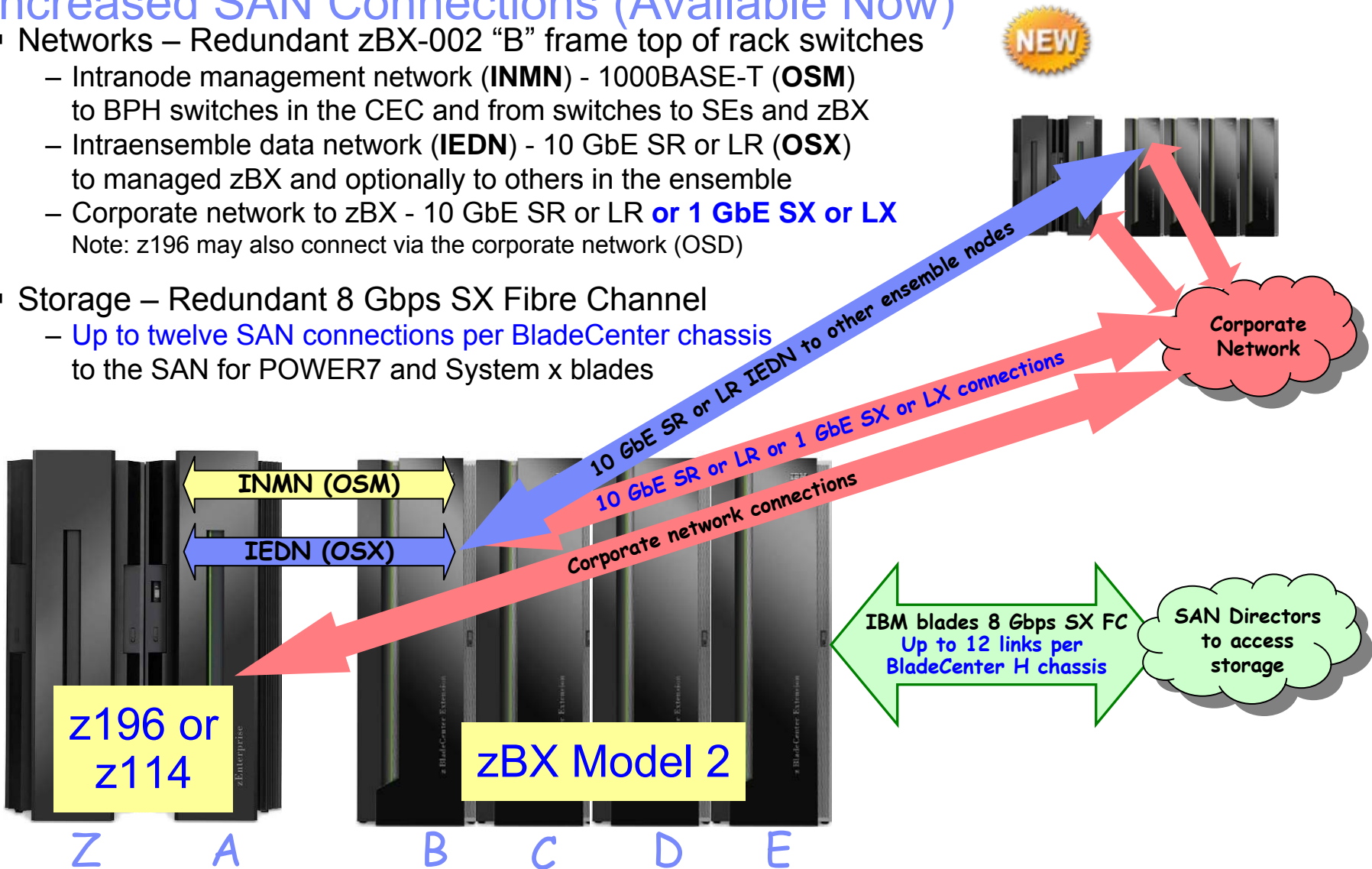
System z – Freedom Through Design



New 1 GbE SX or LX zBX to Customer Network Connections Increased SAN Connections (Available Now)

- Networks – Redundant zBX-002 “B” frame top of rack switches
 - Intranode management network (**INMN**) - 1000BASE-T (**OSM**) to BPH switches in the CEC and from switches to SEs and zBX
 - Intraensemble data network (**IEDN**) - 10 GbE SR or LR (**OSX**) to managed zBX and optionally to others in the ensemble
 - Corporate network to zBX - 10 GbE SR or LR **or 1 GbE SX or LX**
- Note: z196 may also connect via the corporate network (OSD)

- Storage – Redundant 8 Gbps SX Fibre Channel
 - **Up to twelve SAN connections per BladeCenter chassis** to the SAN for POWER7 and System x blades

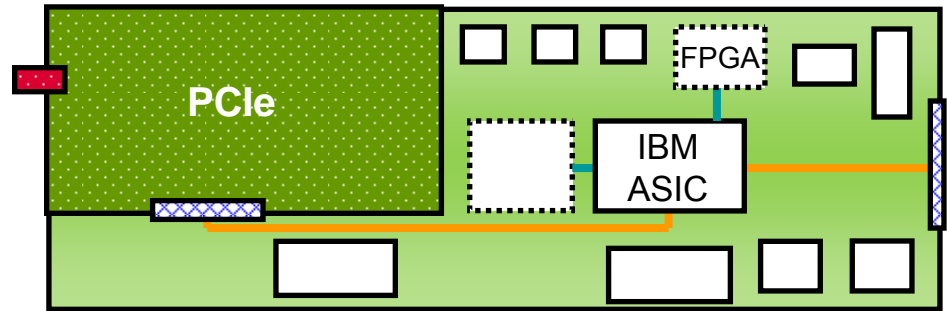


OSA-Express4S fiber optic – PCIe I/O drawer



• 10 Gigabit Ethernet (10 GbE)

- CHPID types: OSD, **OSX**
- Single mode (LR) or multimode (SR) fiber
- One port of LR or one port of SR
 - 1 PCHID/CHPID

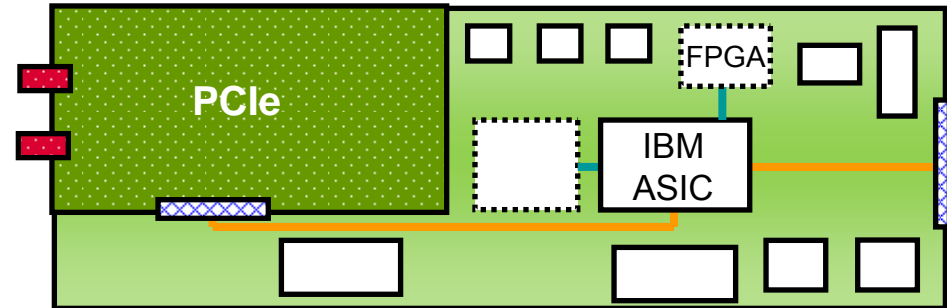


0406 – 10 GbE LR, # 0407 – 10 GbE SR



• Gigabit Ethernet (GbE)

- CHPID types: OSD (**OSN not supported**)
- Single mode (LX) or multimode (SX) fiber
- Two ports of LX or two ports of SX
 - 1 PCHID/CHPID



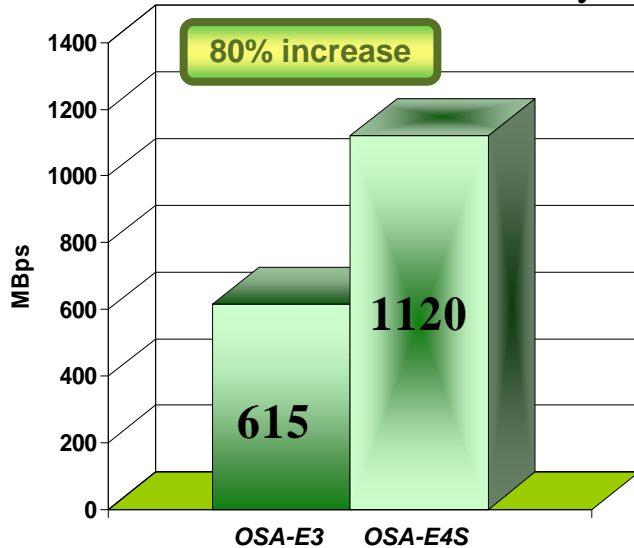
0404 – GbE LX, # 0405 – GbE SX



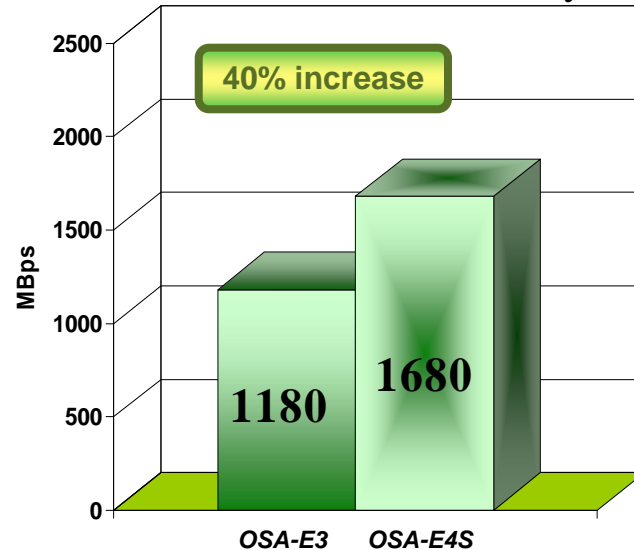
• Small form factor optics – LC Duplex

OSA-Express4S 10 GbE performance in MBps (laboratory)

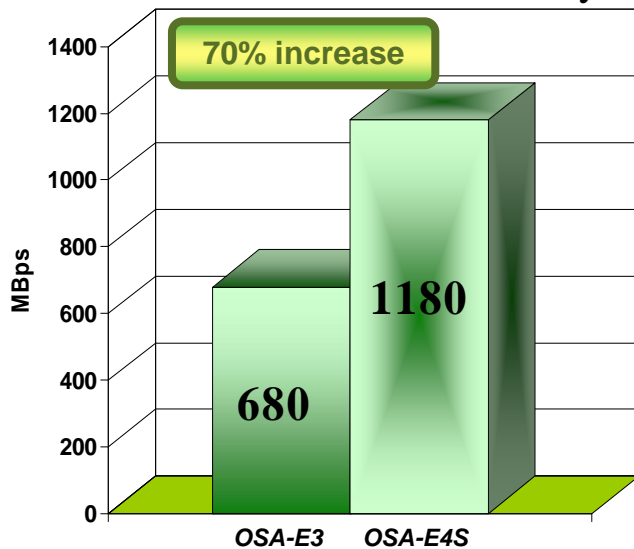
Inbound Streams – 1492 Byte MTU



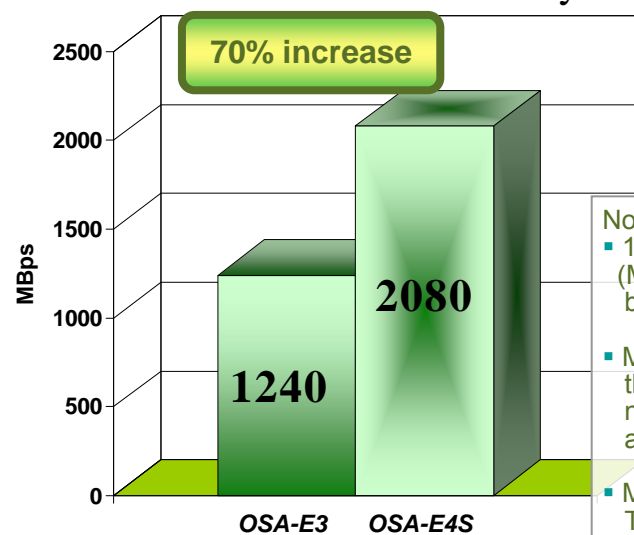
Mixed Streams – 1492 Byte MTU



Inbound Streams – 8000 Byte MTU




Mixed Streams – 8000 Byte MTU



- Notes:
- 1 megabyte per second (MBps) is 1,048,576 bytes per second
 - MBps represents payload throughput (does not count packet and frame headers)
 - MTU = Maximum Transmission Unit

zEnterprise OSA-Express3 1000BaseT

- Auto-negotiation to 10, 100, 1000 Mbps
- Double the port density of OSA-Express2
- Reduced latency & improved throughput
 - Ethernet hardware data router
- Improved throughput – standard & jumbo frames
 - New microprocessor
 - New PCI adapter
- Port usage in 2-port CHPIDs
 - OSC, OSD, OSE both
 - **OSM port 0 only**
 - OSN does not use ports
- **Ensemble requires two OSM CHPIDs on two different feature cards**



CHPID shared by two ports
1000BaseT # 3367

| | OSA-Express2 | OSA-Express3 |
|-----------------------|--------------|--------------|
| Microprocessor | 448 MHz | 667 MHz |
| PCI bus | PCI-X | PCIe G1 |

| Mode | TYPE | Description |
|---------------------------------|------------|---|
| OSA-ICC | OSC | TN3270E, non-SNA DFT, OS system console operations |
| QDIO | OSD | TCP/IP traffic when Layer 3, Protocol-independent when Layer 2 |
| Non-QDIO | OSE | TCP/IP and/or SNA/APPN/HPR traffic |
| Unified Resource Manager | OSM | Connectivity to intranode management network (INMN) |
| OSA for NCP (LP-to-LP) | OSN | NCPs running under IBM Communication Controller for Linux (CCL) |

OSA-Express2 Statements of Direction*

July 12, 2011 Announcement




- **The IBM zEnterprise 196 and the IBM zEnterprise 114 will be the last System z servers to support OSA-Express2 features:** IBM plans not to offer OSA-Express2 features as an orderable feature on future System z servers. In addition, OSA-Express2 features **cannot be carried forward** on an upgrade to such follow-on servers. Enterprises should begin migrating from OSA-Express2 features to OSA-Express4S 10 GbE and GbE features and OSA-Express3 1000BASET features.
 - For z196, this new Statement of Direction restates the SOD in Announcement letter 110-170 of July 22, 2010.

***All statements regarding IBM's plans, directions, and intent are subject to change or withdrawal without notice. Any reliance on these statements of general direction is at the relying party's sole risk and will not create liability or obligation for IBM.**

z196 and z114 HiperSockets Now **double** the number of HiperSockets!

- High-speed “intraserver” network
- Independent, integrated, virtual LANs
- Communication path – system memory
- Communication across LPARs
 - Single LPAR - connect up to **32 HiperSockets**
 - 4096 communication queues
- Spanned support for LPARs in multiple LCSSs
- Virtual LAN (IEEE 802.1q) support
- HiperSockets Network Concentrator
- Broadcast support for IPv4 packets
- IPv6
- HiperSockets Network Traffic Analyzer (HS NTA)
- No physical cabling or external connections required



Support for HiperSockets Completion Queue (Supported March 6, 2012)



- **HiperSockets Completion Queue:**

- This partly fulfills the following [Statement of Direction of July 12, 2011](#)
- IBM plans to support transferring HiperSockets messages asynchronously, in addition to the current synchronous manner on z196 and z114. This could be especially helpful in burst situations. The Completion Queue function is designed to allow HiperSockets to transfer data synchronously if possible and asynchronously if necessary, thus combining ultra-low latency with more tolerance for traffic peaks. HiperSockets Completion Queue is planned to be supported in the z/VM and z/VSE environments in a future deliverable

- **Operating System Support**

- **z/OS V1.13**
- **Linux on System z distributions**
 - Red Hat Enterprise Linux (RHEL) 6.2
 - Novell SUSE Linux Enterprise Server (SLES) 11 SP2

***All statements regarding IBM's plans, directions, and intent are subject to change or withdrawal without notice. Any reliance on these statements of general direction is at the relying party's sole risk and will not create liability or obligation for IBM.**

Support for HiperSockets Integration with the IEDN (Supported March 6, 2012)




- **HiperSockets integration with the IEDN**
 - This fulfills the following [Statement of Direction of July 12, 2011](#)
 - Within a zEnterprise environment, it is planned for HiperSockets to be integrated with the intraensemble data network (IEDN), extending the reach of the HiperSockets network outside of the central processor complex (CPC) to the entire ensemble, appearing as a single Layer 2 network. HiperSockets integration with the IEDN is planned to be supported in z/OS V1.13 and z/VM in a future deliverable*
- **Operating System Support:**
 - **z/OS V1.13 with PTFs**
 - **z/VM V6.2 with PTFs planned to be available April 13, 2012¹**

1. All statements regarding IBM's plans, directions, and intent are subject to change or withdrawal without notice. Any reliance on these statements of general direction is at the relying party's sole risk and will not create liability or obligation for IBM.

Coupling

System z – Freedom Through Design



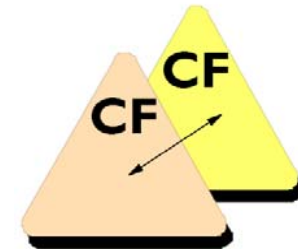
System z CFCC Level 17

- **CFCC Level 17 allows:**

- Up to 2047 structures per Coupling Facility (CF) image, up from the prior limit of 1023. This allows definition of a larger number of data sharing groups, which can help when a large number of structures must be defined, such as to support SAP configurations or to enable large Parallel Sysplex configurations to be merged. Exploitation requires z/OS v1.12 and the PTF for APAR OA32807; PTFs are also available for z/OS v1.10 and z/OS V1.11.
- More connectors to list and lock structures. XES and CFCC already support 255 connectors to cache structures. With this new support, XES also supports up to 247 connectors to a lock structure, 127 connectors to a serialized list structure, and 255 connectors to an unserialized list structure. This support requires z/OS 1.12 and the PTF for APAR OA32807; PTFs are also available for z/OS V1.10 and z/OS V1.11.
- Improved CFCC Diagnostics and Link Diagnostics

- **Structure and CF Storage Sizing with CFCC level 17**

- May increase storage requirements when moving from CFCC Level 16 (or below) to CF Level 17
- Using the **CFSizer** Tool is recommended
- <http://www.ibm.com/systems/z/cfsizer/>



- **Greater than 1024 CF Structures requires a new version of the CFRM CDS**

- All systems in the sysplex must be at z/OS V1.12 or have the coexistence/preconditioning PTF installed.
- Falling back to a previous level (without coexistence PTF installed) is NOT supported without a sysplex-wide IPL

Parallel Sysplex using InfiniBand (PSIFB)

ready for even the most demanding data sharing workloads

▪ Simplify Parallel Sysplex connectivity

Do more with less

- Can **share physical links** by defining multiple logical links (CHPIDs)
- Can **consolidate** multiple legacy links (ISC and/or ICB)
- Can more easily address link constraints
 - Define another CHPID to increase available subchannels instead of having to add physical links



▪ More flexible placement of systems in a data center

- 12x InfiniBand coupling links (FC #0171 HCA3-O and #0163 HCA2-O)
 - Support optical cables **up to 150 meters**. No longer restricted to 7 meters between System z CPCs
- 1x InfiniBand coupling links (FC #0170 HCA3-O LR and FC #0168 HCA2-O LR)
 - Use the same single mode fiber optic cables as ISC-3 and FICON/FCP for **unrepeated distances of up to 10 km**, and metropolitan distances with qualified DWDM solutions

z114 and z196 GA2 InfiniBand HCA3 Fanouts

- **New 12x InfiniBand and 1x InfiniBand fanout cards**
- **Exclusive to zEnterprise 196 and zEnterprise 114**



Up to 16 CHPIDs – across 2 ports*

- HCA3-O fanout for 12x InfiniBand coupling links
 - CHPID type – CIB
 - **Improved service times with 12x IFB3 protocol**
 - Two ports per feature
 - Fiber optic cabling – 150 meters
 - Supports connectivity to HCA2-O
(No connectivity to System z9 HCA1-O)
 - Link data rate of 6 Gbps

NEW



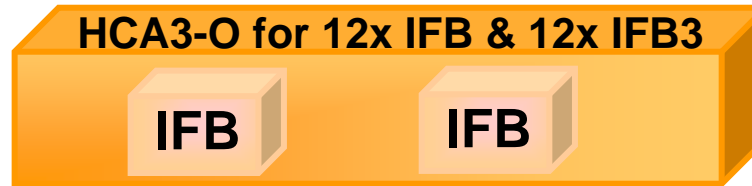
Up to 16 CHPIDs – across 4 ports*

- HCA3-O LR fanout for 1x InfiniBand coupling links
 - CHPID type – CIB
 - **Four ports per feature**
 - Fiber optic cabling
 - 10 km unrepeated, 100 km repeated
 - Supports connectivity to HCA2-O LR
 - Link data rate server-to-server 5 Gbps
 - Link data rate with WDM; 2.5 or 5 Gbps

*** Performance considerations may reduce the number of CHPIDs per port.**

Note: The InfiniBand link data rates do not represent the performance of the link. The actual performance is dependent upon many factors including latency through the adapters, cable lengths, and the type of workload.

12x InfiniBand Coupling IFB3 Protocol (HCA3-O fanout)



Up to 16 CHPIDs – across 2 ports*

- **Two protocols**
 1. 12x IFB – HCA3-O to HCA3-O or HCA2-O
 2. 12x IFB3 - improved service times for HCA3-O to HCA3-O
 - **12x IFB3 service times are designed to be 40% faster than 12x IFB**


- **12x IFB3 protocol activation requirements**
 - **Four or fewer CHPIDs per HCA3-O port**
 - If more than four CHPIDs are defined per port, CHPIDs will use IFB protocol and run at 12x IFB service times

* Performance considerations may reduce the number of CHPIDs per port.

Note: The InfiniBand link data rates do not represent the performance of the link. The actual performance is dependent upon many factors including latency through the adapters, cable lengths, and the type of workload.

z114 and z196 GA2 1x InfiniBand Coupling Links

Multiple CHPIDs per link, 32 or 7 subchannels per CHPID (HCA2-O LR and HCA3-O LR)



- Up to 16 CHPIDs using same physical links
 - More subchannels per physical link
 - Link sharing by different Sysplexes
- **Now** more subchannels per CHPID
 - **32 subchannels per CHPID**
 - **Option to define 32* or 7 subchannels**
 - **z114 or z196 GA2 to z114 or z196 GA2**



32* subchannels per CHPID (default)
Up to 16 CHPIDs per HCA3-O LR

512 subchannels per HCA3-O LR

For Example:



***HCD will default to 32 subchannels. There will be a new option to limit to 7 subchannels, the former limit.**

CHPID FF
32 subchannels

CHPID FE
32 subchannels

One 1x IFB link
64 subchannels

z114 and z196 GA2 InfiniBand Coupling Fanouts

| Description | F/C | Ports | Comments |
|--|------|-------|---|
| HCA3-O LR 1x IB DDR  | 0170 | 4 | PSIFB coupling (10 km unrepeated, 100 km with DWDM) Double port density. More subchannels per CHPID. |
| HCA3-O 12x IB DDR  | 0171 | 2 | PSIFB coupling (150 m) Improved responsiveness (HCA3-O to HCA3-O) |
| HCA2-O 12x IB-DDR | 0163 | 2 | Coupling (150 meters) Also available on z10 EC, z10 BC. Required for 12x connection to System z9 HCA1-O. |
| HCA2-O LR 1x IB-DDR Carry Forward only | 0168 | 2 | Coupling (10 km unrepeated, 100 km with DWDM) Also available on z10 EC, z10 BC |
| <p>Note: Coupling fanouts compete for slots with the HCA2-C and PCIe fanouts for I/O drawers and cages.</p> | | | |

Note: The InfiniBand link data rates do not represent the performance of the link. The actual performance is dependent upon many factors including latency through the adapters, cable lengths, and the type of workload.

z114 and z196 GA2 Parallel Sysplex Coupling Connectivity

z9 EC and z9 BC S07

IFB 12x SDR, ISC-3

z9 to z9 IFB is NOT supported




HCA1

ISC-3, 2 Gbps
10/100 km

12x IFB, 3 GBps
Up to 150 m

ISC-3, 2Gbps, 10/100 km
12x IFB, 3 GBps, 150 m

z196



HCA2-O

OR
HCA3-O

ISC-3
10/100 km

12x IFB3
or IFB
6 GBps
150 m

OR
HCA2-O

OR
HCA2-O

z114

OR
HCA2-O

HCA2-O LR*

OR
HCA3-O LR

OR
HCA2-O LR*

OR
HCA2-O

z10 EC and z10 BC

IFB 12x and 1x, ISC-3,



HCA2-O LR

HCA2-O

HCA2-O LR

HCA2-O

1x IFB, 5 Gbps
10/100 km

ISC-3, 2 Gbps
10/100 km

12x IFB, 6 GBps
150 m

1x IFB, 5 Gbps
10/100 km

1x IFB, 5 Gbps, 10/100 km

12x IFB, 6 GBps, 150 m

ISC-3, 2 Gbps, 10/100 km

Note: ICB-4 and ETR are NOT supported on z196 or z114

*HCA2-O LR carry forward only on z196 and z114

Note: The InfiniBand link data rates do not represent the performance of the link. The actual performance is dependent upon many factors including latency through the adapters, cable lengths, and the type of workload.



**z800, z900
z890 and z990**
Not supported!

ISC-3 Coupling Link and Power Sequence Controller Statements of Direction* (July 12, 2011)



- **The IBM zEnterprise 196 and the zEnterprise z114 are intended to be the last System z servers to offer ordering of ISC-3 coupling links*.**

Enterprises should begin migrating from ISC-3 features (#0217, #0218, #0219) to 12x InfiniBand (#0171 - HCA3-O or #0163 - HCA2-O) or 1x InfiniBand (#0170 - HCA3-O LR or #0168 - HCA2-O LR) coupling links.

- **Note:** For z196, this updates a July 22, 2010 statement of direction. On zEnterprise servers, HCA2-O LR 1x InfiniBand has been withdrawn from marketing and HCA2-O 12x InfiniBand should be ordered ONLY if needed to connect to a System z9 server.

- **The IBM zEnterprise 196 and the zEnterprise z114 are intended to be the last System z servers to support the Power Sequence Controller (PSC) feature*.**

IBM intends not to offer support for the PSC (feature #6501) on future System z servers after the z196 (2817) and z114 (2818). PSC features cannot be ordered and cannot be carried forward on an upgrade to such a follow-on server.

- **Note:** For z196, this restates a July 22, 2010 statement of direction. The PSC optional feature provides the ability to power on and power off control units with the required hardware interface from the System z server.


*All statements regarding IBM's plans, directions, and intent are subject to change or withdrawal without notice. Any reliance on these statements of general direction is at the relying party's sole risk and will not create liability or obligation for IBM.

Thank you!
ibm.com/systems/z



Backup

System z – Freedom Through Design



IBM zEnterprise 114 (z114) and z196 GA2 Key Dates for Hardware

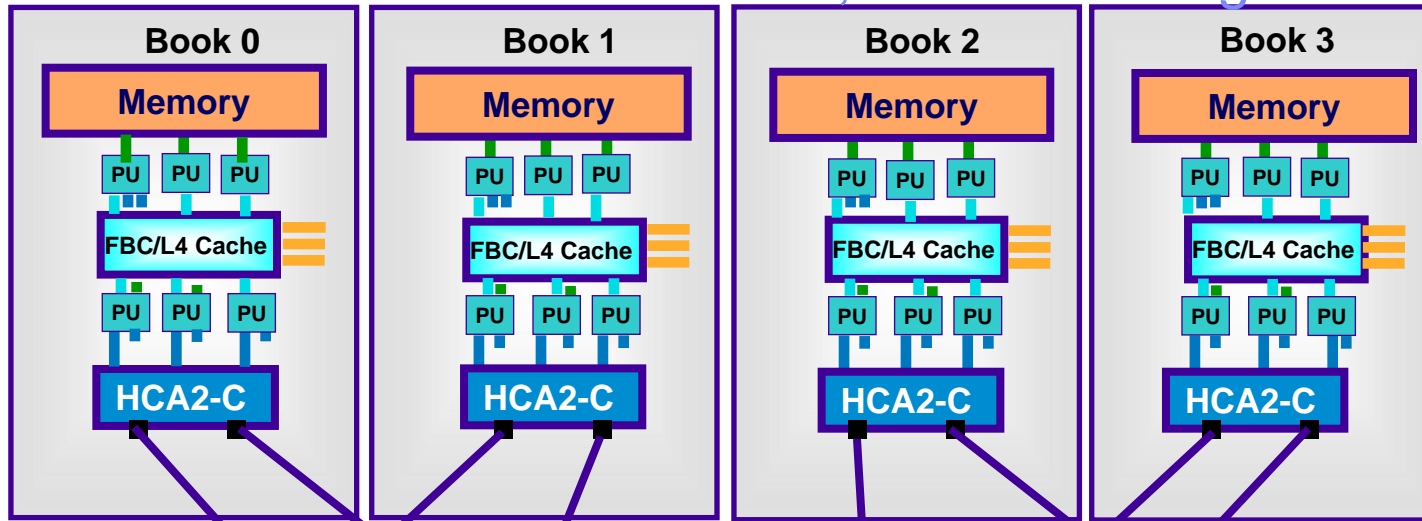
- **July 12, 2011 Announce - Planned Availability Dates:**
 - **September 09, 2011 – Driver 93 (Complete!)**
 - IBM zEnterprise 114 Models M05 and M10 new builds
 - Field installed features and conversions that are delivered solely through a modification to the machine's Licensed Internal Code (LIC):
 - LIC only upgrades for any PU type and memory
 - LIC for CBU and On/Off Capacity upgrade for installed z114s
 - z114 Capacity Setting downgrades
 - IBM System z9[®] Business Class (z9[®] BC) upgrades to z114
 - IBM System z10[™] Business Class (z10 BC[™]) upgrades to z114
 - NEW z196s at GA2 level
 - MES for new function/features for installed z196s
 - TKE Support for LIC 7.1
 - **September 26, 2011 (Complete!)**
 - Unified Resource manager functions:
 - Manage suite (#0019) enhancements
 - Automate/Advanced Management Firmware Suite (#0020) enhancements
 - Manage Firmware System x Blade (#0042)
 - Advanced Management Firmware System x Blade (#0046)
 - **October 21, 2011**
 - Add a zBX as an MES to the installed z114
 - **December 31, 2011**
 - z114 Model M05 to M10 upgrades
 - Feature adds (memory, I/O, RPQs and zBX features)



Glossary for System z I/O on zEnterprise

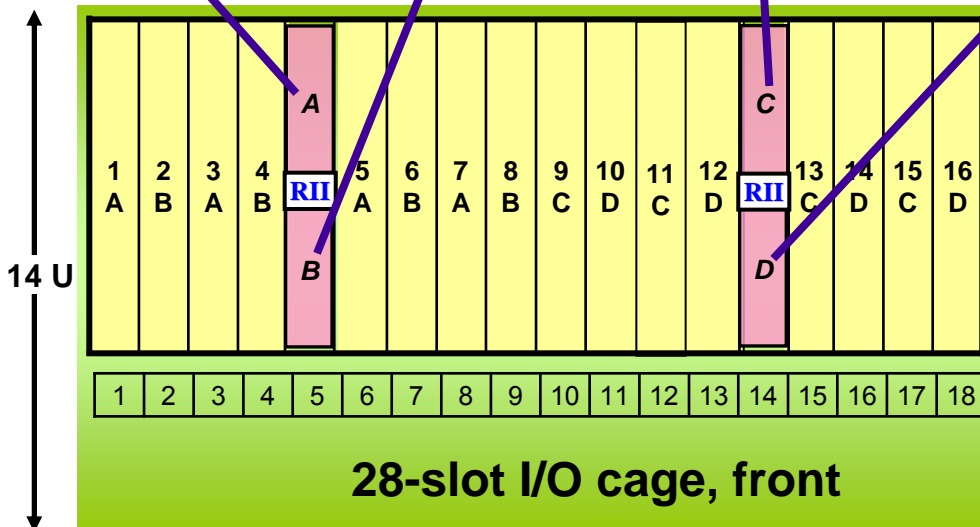
| Acronym | Full Name | Description / Comments |
|-------------------------|--------------------------------|---|
| N/A | I/O drawer | I/O drawer introduced with z10 BC and also supported on z196 and z114; has 8 I/O card slots |
| N/A | I/O cage | I/O cage available since z900 (not supported on z10 BC or z114); has 28 I/O card slots |
| N/A | PCIe switch | Industry standard PCIe switch ASIC used to fanout (or multiplex) the PCI bus to the I/O cards within the PCIe I/O drawer |
| N/A | PCIe I/O drawer | New I/O drawer that supports PCIe bus I/O infrastructure; has 32 I/O card slots |
| PCI-IN | PCIe interconnect | Card in the PCIe I/O drawer that contains the PCIe switch ASIC z10 uses IFB-MP; z9 uses STI-MP |
| N/A | PCIe fanout | Card on front of processor book that supports PCIe Gen2 bus; used exclusively to connect to the PCIe I/O drawer; PCIe fanout supports FICON Express8S and OSA-Express4S Used instead of an HCA2-C fanout for I/O which continues to support the cards in the I/O cage and I/O drawer |
| HCA3 or HCA3-O LR | HCA3-O LR fanout for 1x IFB | For 1x InfiniBand at unrepeated distances up to 10 km; supports 12x IFB and 12x IFB3 protocols; increased service times when using 12x IFB3 protocol 5 Gbps link data rate; 4 ports per fanout ; may operate at 2.5 Gbps or 5 Gbps Based upon capability of DWDM. Exclusive to z196 and z114; can communicate with an HCA2-O LR fanout; third generation Host Channel Adapter |
| HCA3 or HCA3-O | HCA3-O fanout for 12x IFB | For 12x InfiniBand at 150 meters; 6 GBps link data rate; two ports per fanout; can communicate with an HCA2-O fanout on z196 or z10; cannot communicate with an HCA1-O fanout on z9; third generation Host Channel Adapter |

z196 Redundant I/O Interconnect, 28-slot I/O cage



To rear domains

To rear domains



- Different HCA2-C Fanouts, ideally in multiple books, support domain pairs:
 - A and B
 - C and D
 - And rear E-F and G-G'
- Normal operation: Each IFB interconnect in a pair supports the four I/O cards in its domain.
- Backup operation: One IFB interconnect supports all 8 I/O cards in the domain pair.
- Four fanouts support **one** cage, 28 total slots, **up to 112 FICON Express8 channels**

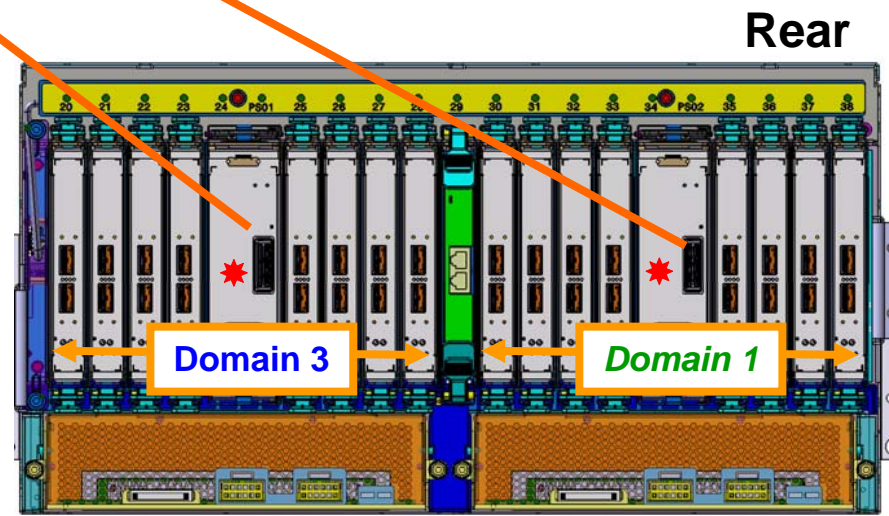
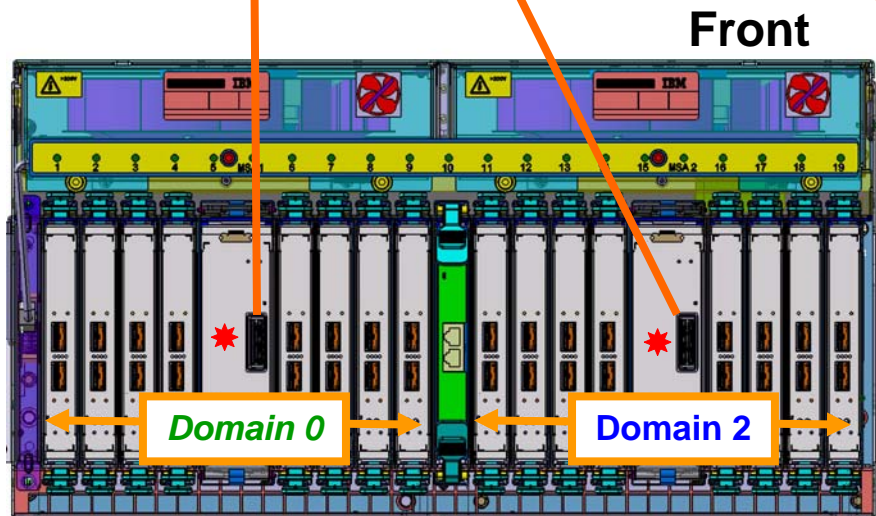
z196 M66 or M80 Redundant I/O Interconnect Example – PCIe Drawers

M66 or M80

| ECF | | OSC | | ECF | | OSC | |
|-----|------|-----|------|-----|------|-----|------|
| D3 | FSP | D3 | FSP | D3 | FSP | D3 | FSP |
| D4 | FSP | D4 | FSP | D4 | FSP | D4 | FSP |
| D5 | I/O | D5 | I/O | D5 | I/O | D5 | I/O |
| D6 | I/O | D6 | I/O | D6 | I/O | D6 | I/O |
| D7 | I/O | D7 | I/O | D7 | I/O | D7 | I/O |
| D8 | I/O | D8 | I/O | D8 | I/O | D8 | I/O |
| D9 | PCle | D9 | PCle | D9 | PCle | D9 | PCle |
| DA | I/O | DA | I/O | DA | I/O | DA | I/O |

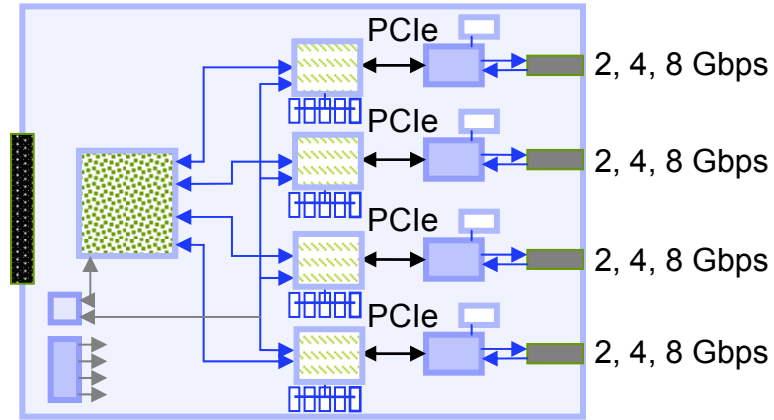


- Two different **PCle** Fanouts Support Each Domain Pair:
 - **0 and 1**
 - **2 and 3**
- Normal operation: Each PCIe interconnect in a pair supports the eight I/O cards in its domain.
- Backup operation: One PCIe interconnect supports all 16 I/O cards in the domain pair.
- Four fanouts support **two PCIe drawers**, 64 total PCIe slots, **up to 128 FICON Express8S channels**

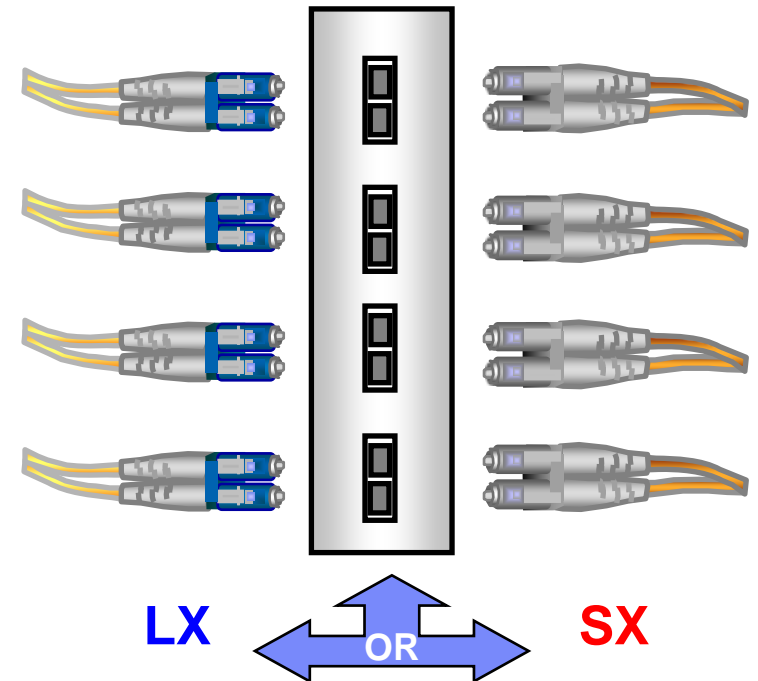


z196 FICON Express8

- **Auto-negotiate to 2, 4, or 8 Gbps**
1 Gbps devices not supported point to point
- **Connector - LC Duplex**
- **Four LX ports (FC #3325)**
 - 9 micron single mode fiber
 - Unrepeated distance - 10 km (6.2 miles)
 - Receiving device must also be LX
- **Four SX ports (FC #3326)**
 - 50 or 62.5 micron multimode fiber (50 micron fiber is preferred)
 - Unrepeated distance varies fiber type and link data rate
 - Receiving device must also be SX
- **LX and SX performance is identical**
- **Additional buffer credits supplied by a director or DWDM are required to sustain performance beyond 10 km**



3325 – 10KM LX, # 3326 – SX

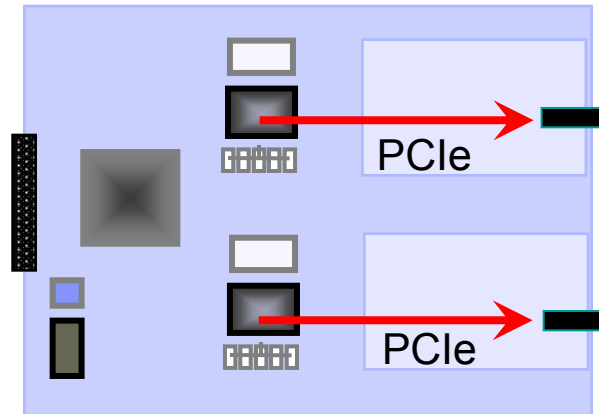


Small Form Factor Pluggable (SFP) optics.
Concurrent repair/replace action for each SFP

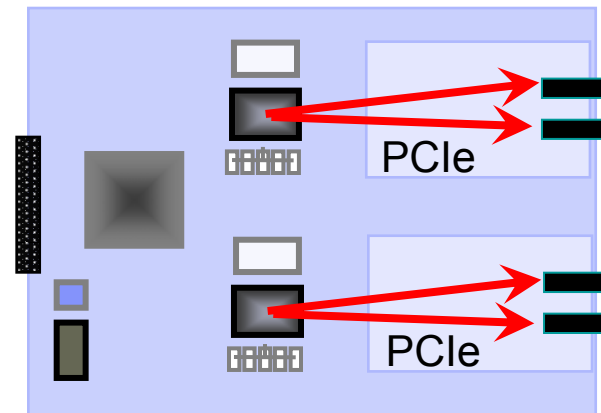
zEnterprise OSA-Express3 (fiber optic)

- **Double the port density of OSA-Express2**
- **Reduced latency & improved throughput**
 - Ethernet hardware data router
- **Improved throughput – standard & jumbo frames**
 - New microprocessor
 - New PCI adapter
- **CHPID types**
 - **10 Gigabit Ethernet** – OSD TCP/IP or **OSX for intraensemble data network**
Ensemble requires two OSX CHPIDs on two separate feature cards of the same type
 - **Gigabit Ethernet** – OSD TCP/IP or OSN for the communication controller for Linux
- **Port usage in 2-port Gigabit Ethernet CHPIDs**
 - OSD both with operating system support
 - OSN does not use any ports

| | OSA-Express2 | OSA-Express3 |
|-----------------------|-------------------------------------|--------------|
| Microprocessor | 500 MHz – 10 GbE 448 MHz – 1 GbE | 667 MHz |
| PCI bus | PCI-X | PCIe G1 |



10 GbE LR #3370,
10 GbE SR #3371



CHPID shared by two ports
GbE LX #3362, GbE SX #3363

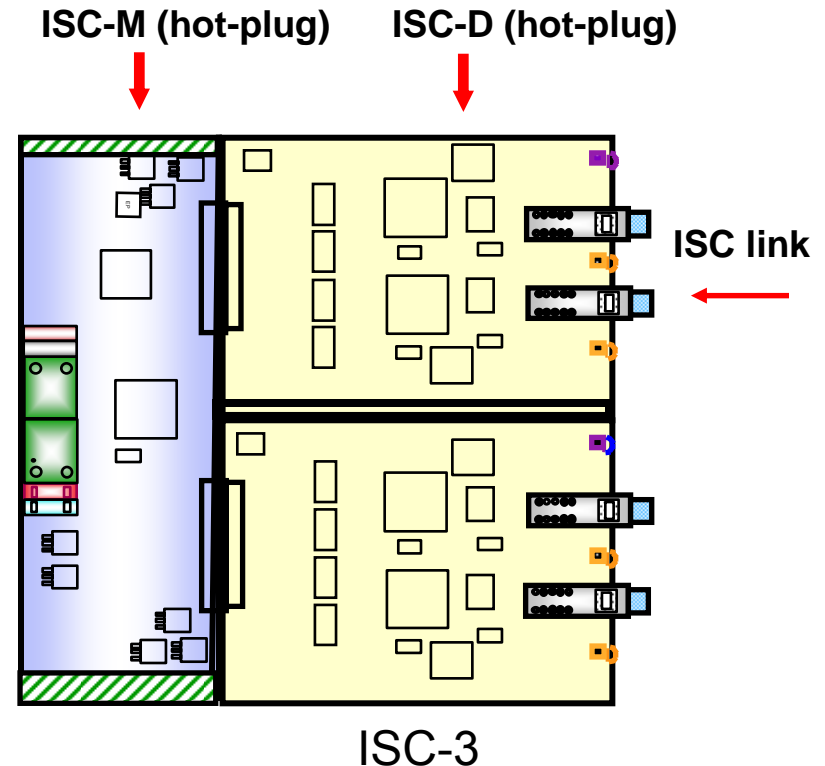
Glossary for System z Coupling

| Acronym | Full name | Comments |
|-----------------|-----------------------------------|---|
| AID | Adapter identification | HCA fanout has AID instead of a PCHID |
| CIB | Coupling using InfiniBand | CHPID type z196, z10, System z9 |
| HCA | Host Channel Adapter | Path for communication |
| MBA | Memory Bus Adapter | Path for communication |
| PSIFB | Parallel Sysplex using InfiniBand | InfiniBand Coupling Links |
| 12x IFB | 12x InfiniBand | 12 lanes of fiber in each direction |
| 1x IFB | 1x InfiniBand | Long Reach - one pair of fiber |
| 12x IFB3 | 12x InfiniBand3 | Improved service times of 12x IFB on HCA3-O |

| Type | System z10 | zEnterprise |
|-------------------------|-----------------------------------|-----------------------------------|
| HCA1-O fanout | NA | NA |
| HCA2-O fanout | Optical - Coupling 12x InfiniBand | Optical - Coupling 12x InfiniBand |
| HCA2-O LR fanout | Optical - Coupling 1x InfiniBand | Optical - Coupling 1x InfiniBand |
| HCA3-O fanout | NA | Optical - Coupling 12x InfiniBand |
| HCA3-O LR fanout | NA | Optical - Coupling 1x InfiniBand |
| MBA fanout | Copper - Coupling (ICB-4) | N/A |


ISC-3 coupling links on zEnterprise

- **InterSystem Channel-3 (ISC-3)**
 - ISC-3 links ordered in increments of one
 - Activated links balanced across features
- **Peer mode only – 2 Gbps**
 - #0217 (ISC-M), #0218 (ISC-D / ISC link)
 - Activate link - #0219
 - Four links per ISC-M
 - Two links per ISC-D
 - Supports 9μ single mode fiber
- **Up to 48 links per machine**



The IBM z196 will be the last high-end server to offer ordering of ISC-3.

Enterprises should begin migrating from ISC-3 features (#0217, #0218, #0219), to 12x InfiniBand (#0171 – HCA3-O fanout) or 1x InfiniBand (#0170 – HCA3-O LR fanout) coupling links.



LC Duplex connector

z196 coupling link GA2 connectivity summary

| Features | Minimum # of features | Maximum # of features | Maximum connections | Increments per feature | Purchase increments |
|--------------------------|-----------------------|-----------------------|---------------------|------------------------|---------------------|
| HCA3-O (12x) | 0 | 16 | 32 links (M15: 16*) | 2 links | 2 links |
| HCA3-O LR (1x) | 0 | 12 | 48 links (M15: 32*) | 4 links | 4 links |
| ISC-3 | 0 | 12 | 48 links | 4 links | 1 link |
| HCA2-O (12x) | 0 | 16 (M15-8*) | 32 links (M15:16*) | 2 links | 2 links |
| HCA2-O LR (1x) – CF only | 0 | 16 (M15-8*) | 32 links (M15:16*) | 2 links | 2 links |

* Uses all available fanout slots. Allows no other I/O or coupling.

z114 coupling link GA2 connectivity summary

| Features | Minimum # of features | Maximum # of features | Maximum connections | Increments per feature | Purchase increments |
|--------------------------|-----------------------|-----------------------|----------------------|------------------------|---------------------|
| HCA3-O (12x) | 0 | 8* (M05 – 4*) | 16* links (M05: 8*) | 2 links | 2 links |
| HCA3-O LR (1x) | 0 | 8* (M05 – 4*) | 32* links (M05: 16*) | 4 links | 4 links |
| ISC-3 | 0 | 12 | 48 links | 4 links | 1 link |
| HCA2-O (12x) | 0 | 8* (M05 – 4*) | 16* links (M05: 8*) | 2 links | 2 links |
| HCA2-O LR (1x) – CF only | 0 | 6 (M05 – 4*) | 12 links (M05: 8*) | 2 links | 2 links |

* Uses all available fanout slots. Allows no other I/O or coupling.

System z – Maximum Coupling Links and CHPIDs (z196 GA2 and z114)

| Server | 1x IFB (HCA3-O LR) | 12x IFB & 12x IFB3 (HCA3-O) | 1x IFB (HCA2-O LR) | 12x IFB (HCA2-O) | IC | ICB-4 | ICB-3 | ISC-3 | Max External Links | Max Coupling CHPIDs |
|---------------|------------------------|-----------------------------------|------------------------------|---------------------------------|----|----------------|-------|-------|--------------------------|---------------------------|
| z196 | 48 M15 – 32* | 32 M15 – 16* M32 – 32* | 32 M15 – 16* M32 – 32* | 32 M15 – 16* M32 – 32* | 32 | N/A | N/A | 48 | 104 (1) | 128 |
| z114 | M10 – 32* M05 – 16* | M10 – 16* M05 – 8* | M10 – 12 M05 – 8* | M10 – 16* M05 – 8* | 32 | N/A | N/A | 48 | M10 (2) M05 (3) | 128 |
| z10 EC | N/A | N/A | 32 E12 – 16* | 32 E12 – 16* | 32 | 16 (32/RPQ) | N/A | 48 | 64 | 64 |
| z10 BC | N/A | N/A | 12 | 12 | 32 | 12 | N/A | 48 | 64 | 64 |
| z9 EC | N/A | N/A | N/A | HCA1-O 16 S08 - 12 | 32 | 16 | 16 | 48 | 64 | 64 |
| z9 BC | N/A | N/A | N/A | HCA1-O 12 | 32 | 16 | 16 | 48 | 64 | 64 |

1. A z196 M49, M66 or M80 supports a maximum 96 extended distance links (48 1x IFB and 48 ISC-3) plus 8 12x IFB links.
A z196 M32 supports a maximum 96 extended distance links (48 1x IFB and 48 ISC-3) plus 4 12x IFB links*.
A z196 M15 supports a maximum 72 extended distance links (24 1x IFB and 48 ISC-3) with no 12x IFB links*.
2. z114 M10 supports a maximum of 72 extended distance links (24 1x IFB and 48 ISC-3) with no 12x IFB links*.
3. z114 M05 supports a maximum of 56 extended distance links (8 1x IFB and 48 ISC-3) with no 12x IFB links*.

* Uses all available fanout slots. Allows no other I/O or coupling.

Supported 12x InfiniBand DDR cable lengths OM3 50/125 micrometer multimode fiber optic cabling

- **Cables available from:**
 - IBM Global Technology Services (GTS)
 - Anixter www.anixter.com/
 - Computer Crafts Inc. www.computer-crafts.com/
 - Tyco www.tycoelectronics.com/
 - Fujikura www.fujikura.com/
- **Fiber core – 50u multimode**
- **Light source – SX laser**
- **Fiber bandwidth @ wavelength: 2000 MHz-km @ 850 nm**
- **IBM cable part numbers highly recommended**



| Item Description | Cable IBM P/N | Cable Length Meters | Cable Length Feet | Connector Type |
|--------------------------------|---------------|---------------------|-------------------|----------------|
| Duplex 24-fiber cable Assembly | 41V2466 | 10.0 m | 32.8 f | MPO - MPO |
| Duplex 24-fiber cable Assembly | 15R8844 | 13.0 m | 42.7 f | MPO - MPO |
| Duplex 24-fiber cable Assembly | 15R8845 | 15.0 m | 49.2 f | MPO - MPO |
| Duplex 24-fiber cable Assembly | 41V2467 | 20.0 m | 65.6 f | MPO - MPO |
| Duplex 24-fiber cable Assembly | 41V2468 | 40.0 m | 131.2 f | MPO - MPO |
| Duplex 24-fiber cable Assembly | 41V2469 | 80.0 m | 262.4 f | MPO - MPO |
| Duplex 24-fiber cable Assembly | 41V2470 | 120.0 m | 393.7 f | MPO - MPO |
| Duplex 24-fiber cable Assembly | 41V2471 | 150.0 m | 492.1 f | MPO - MPO |
| Duplex 24-fiber cable Assembly | 42V2083 | Custom | N/A | MPO - MPO |

1x InfiniBand 9/125 micrometer single mode fiber optic cabling

- **Cables available from:**
 - IBM Global Technology Services (GTS)
 - Your preferred cable provider
- Fiber core – 9 μ single mode
- Light source – LX laser @ wavelength: @ 1310 nm

Note: the fiber optic cabling is the same as used with ISC-3, FICON LX, 10 GbE LR, and GbE LX

LC Duplex connector



LC Duplex harness



Last Chart!
ibm.com/systems/z

