

Coupling Technology Overview and Planning

What's the right stuff for me?

SHARE Boston

EWCP

Gary King
IBM

August 5, 2010

Trademarks

The following are trademarks of the International Business Machines Corporation in the United States and/or other countries.

AlphaBlox*	GDPS*	RACF*	Tivoli*
APPN*	HiperSockets	Redbooks*	Tivoli Storage Manager
CICS*	HyperSwap	Resource Link	TotalStorage*
CICS/VSE*	IBM*	RETAIN*	VSE/ESA
Cool Blue	IBM eServer	REXX	VTAM*
DB2*	IBM logo*	RMF	WebSphere*
DFSMS	IMS	S/390*	zEnterprise
DFSMSHsm	Language Environment*	Scalable Architecture for Financial Reporting	xSeries*
DFSMSrmm	Lotus*	Sysplex Timer*	z9*
DirMaint	Large System Performance Reference™ (LSPR™)	Systems Director Active Energy Manager	z10
DRDA*	Multiprise*	System/370	z10 BC
DS6000	MVS	System p*	z10 EC
DS8000	OMEGAMON*	System Storage	z/Architecture*
ECKD	Parallel Sysplex*	System x*	z/OS*
ESCON*	Performance Toolkit for VM	System z	z/VM*
FICON*	PowerPC*	System z9*	z/VSE
FlashCopy*	PR/SM	System z10	zSeries*
	Processor Resource/Systems Manager		

* Registered trademarks of IBM Corporation

The following are trademarks or registered trademarks of other companies.

Adobe, the Adobe logo, PostScript, and the PostScript logo are either registered trademarks or trademarks of Adobe Systems Incorporated in the United States, and/or other countries.

Cell Broadband Engine is a trademark of Sony Computer Entertainment, Inc. in the United States, other countries, or both and is used under license therefrom.

Java and all Java-based trademarks are trademarks of Sun Microsystems, Inc. in the United States, other countries, or both.

Microsoft, Windows, Windows NT, and the Windows logo are trademarks of Microsoft Corporation in the United States, other countries, or both.

Intel, Intel logo, Intel Inside, Intel Inside logo, Intel Centrino, Intel Centrino logo, Celeron, Intel Xeon, Intel SpeedStep, Itanium, and Pentium are trademarks or registered trademarks of Intel Corporation or its subsidiaries in the United States and other countries.

UNIX is a registered trademark of The Open Group in the United States and other countries.

Linux is a registered trademark of Linus Torvalds in the United States, other countries, or both.

ITIL is a registered trademark, and a registered community trademark of the Office of Government Commerce, and is registered in the U.S. Patent and Trademark Office.

IT Infrastructure Library is a registered trademark of the Central Computer and Telecommunications Agency, which is now part of the Office of Government Commerce.

* All other products may be trademarks or registered trademarks of their respective companies.

Notes:

Performance is in Internal Throughput Rate (ITR) ratio based on measurements and projections using standard IBM benchmarks in a controlled environment. The actual throughput that any user will experience will vary depending upon considerations such as the amount of multiprogramming in the user's job stream, the I/O configuration, the storage configuration, and the workload processed. Therefore, no assurance can be given that an individual user will achieve throughput improvements equivalent to the performance ratios stated here.

IBM hardware products are manufactured from new parts, or new and serviceable used parts. Regardless, our warranty terms apply.

All customer examples cited or described in this presentation are presented as illustrations of the manner in which some customers have used IBM products and the results they may have achieved. Actual environmental costs and performance characteristics will vary depending on individual customer configurations and conditions.

This publication was produced in the United States. IBM may not offer the products, services or features discussed in this document in other countries, and the information may be subject to change without notice. Consult your local IBM business contact for information on the product or services available in your area.

All statements regarding IBM's future direction and intent are subject to change or withdrawal without notice, and represent goals and objectives only.

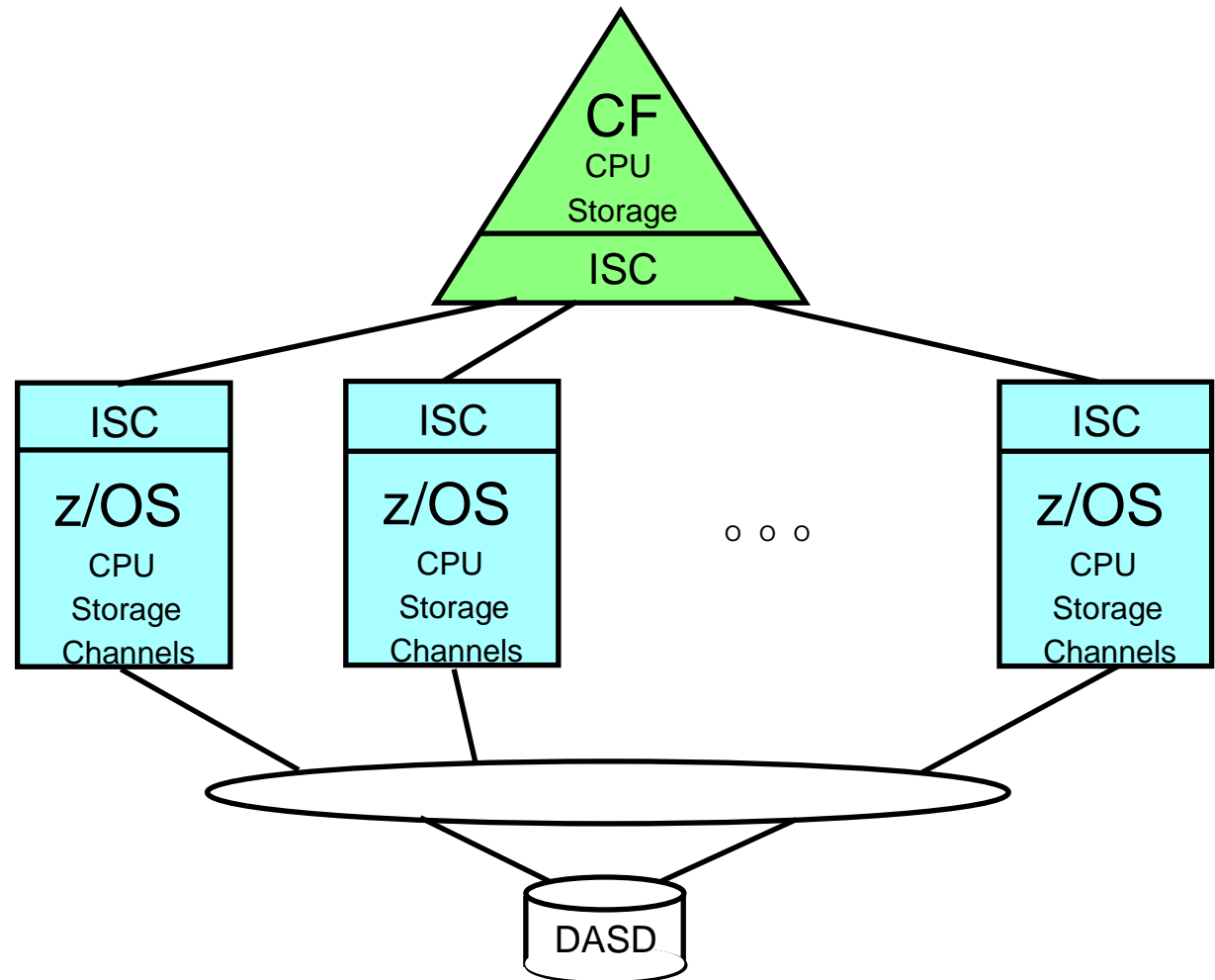
Information about non-IBM products is obtained from the manufacturers of those products or their published announcements. IBM has not tested those products and cannot confirm the performance, compatibility, or any other claims related to non-IBM products. Questions on the capabilities of non-IBM products should be addressed to the suppliers of those products.

Prices subject to change without notice. Contact your IBM representative or Business Partner for the most current pricing in your geography.

Parallel Sysplex

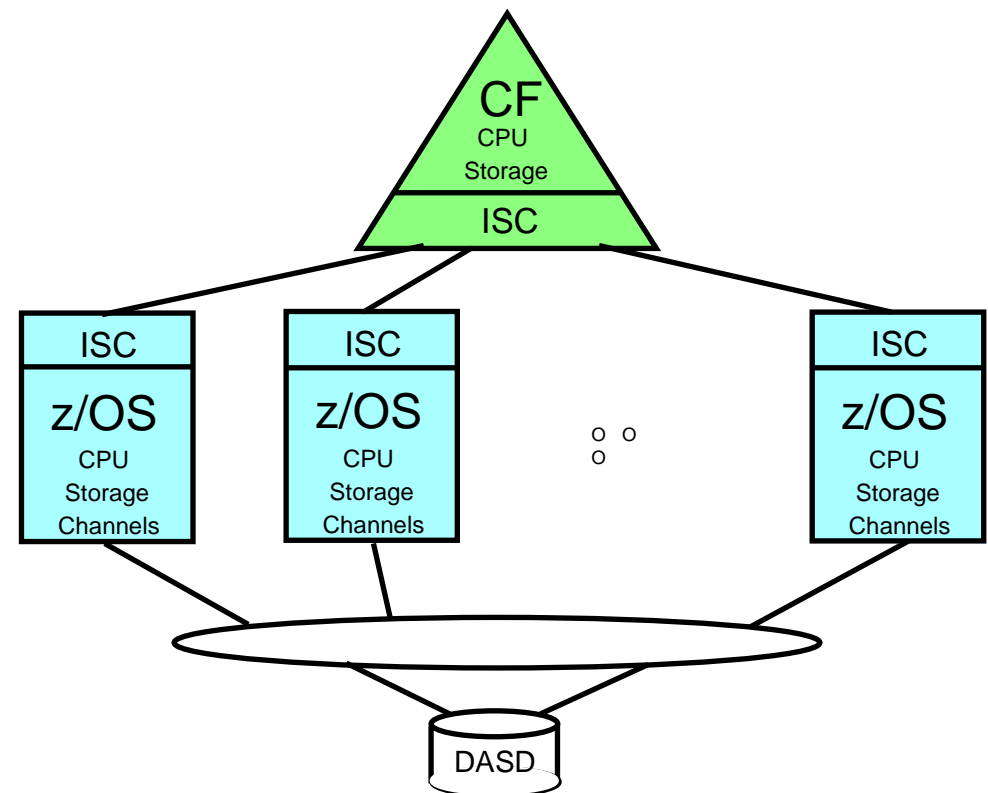
Overview and hottest players

- ▶ Resource Sharing
 - XCF
 - GRS Star
 - logs
- ▶ Data sharing
 - locking
 - global buffer pool
- ▶ Workload management
 - VTAM
 - CICS TS
 - IMS SMQ
 - MQ shared queues



What coupling technology is right for me?

- CF Functionality
- CF Capacity
- CF Service Time



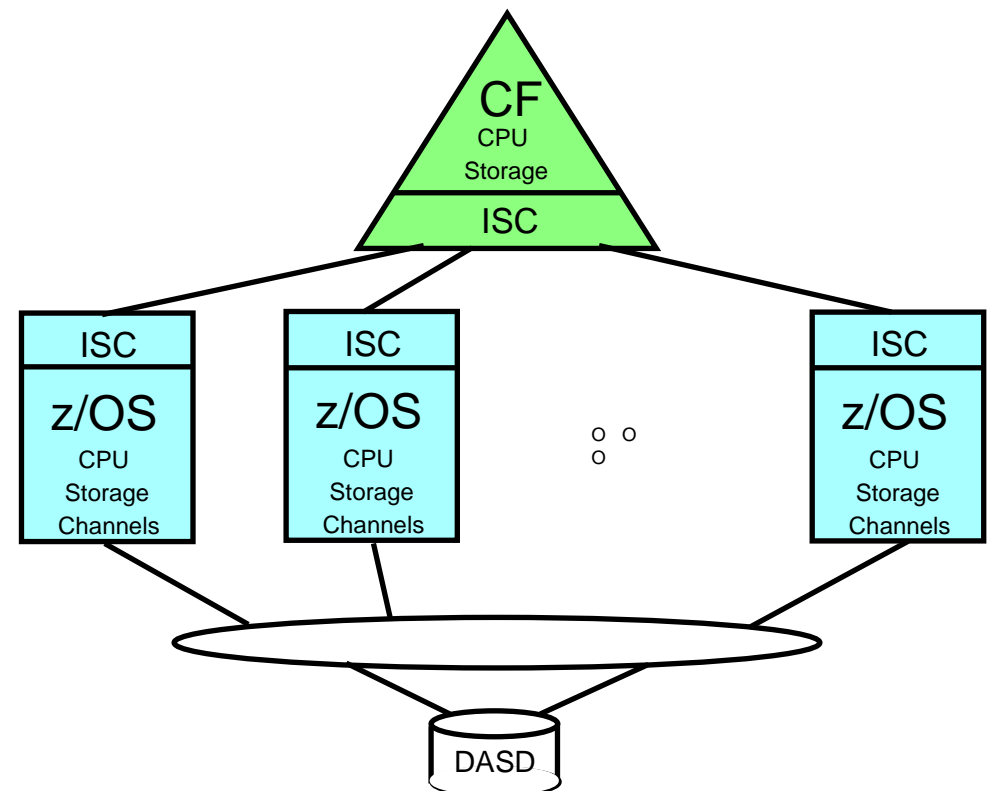
What coupling technology is right for me?

- CF Functionality

 - ▶ CFCC levels

- CF Capacity

- CF Service Time



CFCC Level Functional Highlights

- z990/z900/z890/z800
 - ▶ CF level 1-9 functions plus ...
 - ▶ CF level 10: 64 bit toleration
 - ▶ CF level 12: 64 bit exploitation, 48 tasks, SM structure duplexing
 - ▶ CF level 13: DB2 castout improvements

- z9EC/z9BC/z990/z890
 - ▶ CF level 14: CFCC dispatcher enhancements

- z9EC/z9BC/z10EC/z10BC
 - ▶ CF level 15: 112 tasks, CPU % by structure

- z10EC/z10BC
 - ▶ CF level 16: improved SM duplexing, improved LN for IMS and MQ

- z196
 - ▶ CF level 17: 2047 structures, enhanced serviceability

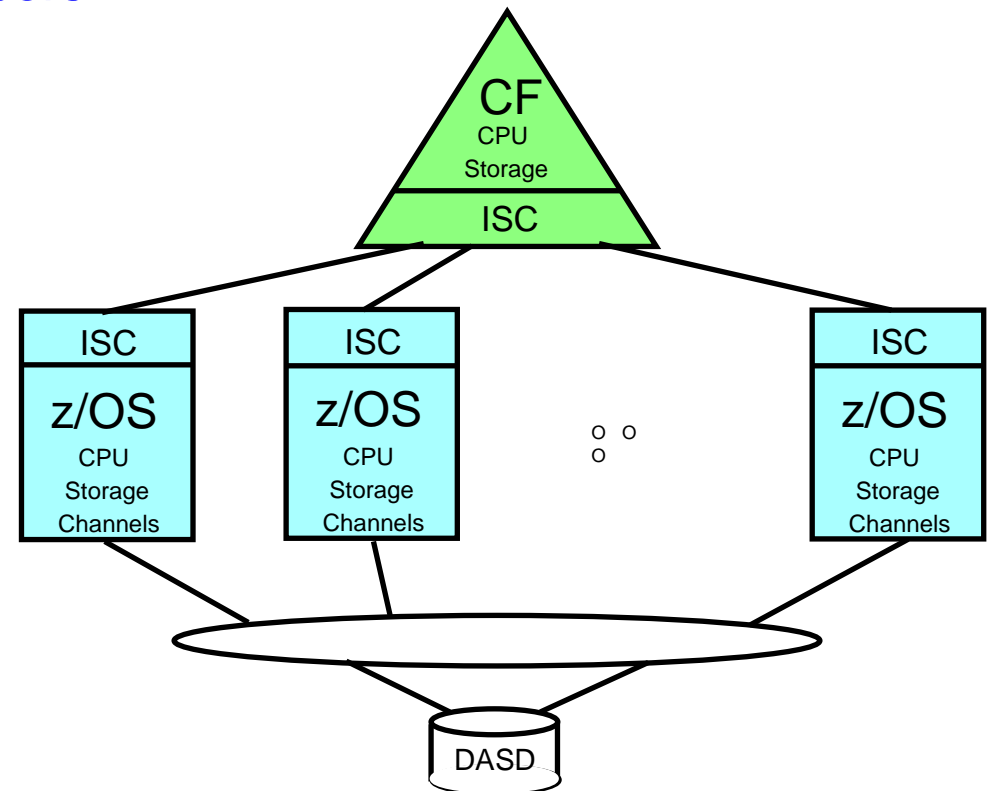
What coupling technology is right for me?

■ CF Functionality

- ▶ CFCC levels
- ▶ CF Partitions
 - dedicated versus shared processors
 - standalone versus internal
 - CF Duplexing

■ CF Capacity

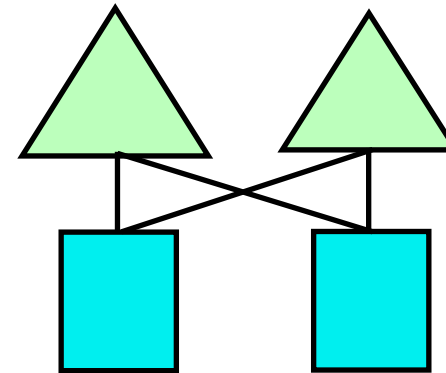
■ CF Service Time



CF Partition Options - what are the differences?

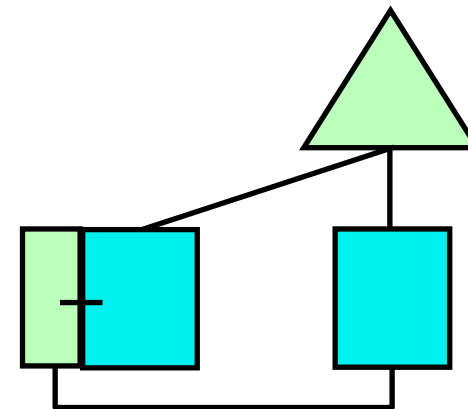
■ Standalone CF

- ▶ dedicated processor(s)
 - best for production
- ▶ shared processor(s)
 - test or non-data-sharing production
 - dynamic CF dispatching
 - competition from other partitions



■ ICF (Internal Coupling Facility)

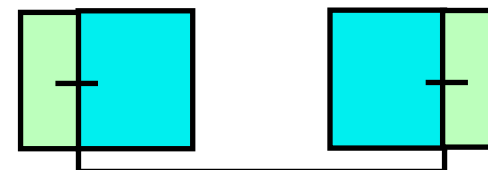
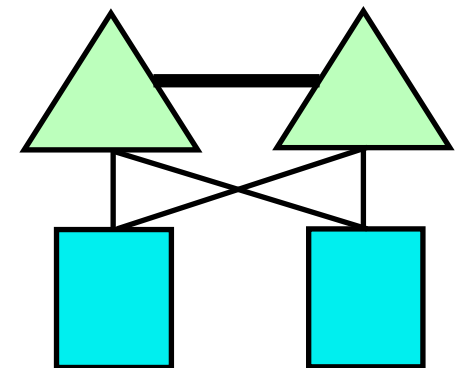
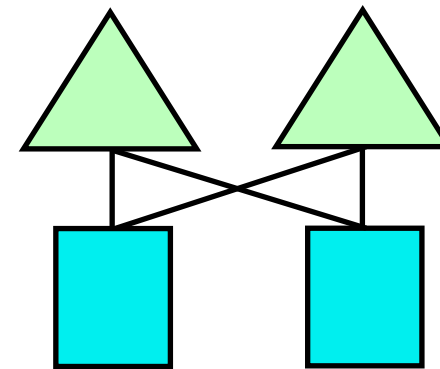
- ▶ dedicated or shared processor(s)
 - see above
- ▶ **availability considerations**
 - addressed by CF duplexing



What is CF duplexing?

- User Managed CF structure duplexing
 - ▶ Available only for DB2 GBP's and VSO
 - ▶ User (DB2 or IMS shared VSO)
 - asks for primary/secondary structures
 - writes updates to both
 - synchronizes via already held locks

- System Managed CF structure duplexing
 - ▶ Installation selects duplexing option
 - for specific exploiters/structures
 - ▶ System
 - creates primary/secondary structures
 - writes updates to both
 - synchronizes via 2 CF-to-CF ops



CF duplexing: value vs. cost

■ Value

- ▶ Faster recovery from CF failures
 - much, much faster compared to log recovery (40x)
 - faster compared to rebuild (4x)
- ▶ Provides failure isolation
 - fully exploit ICFs

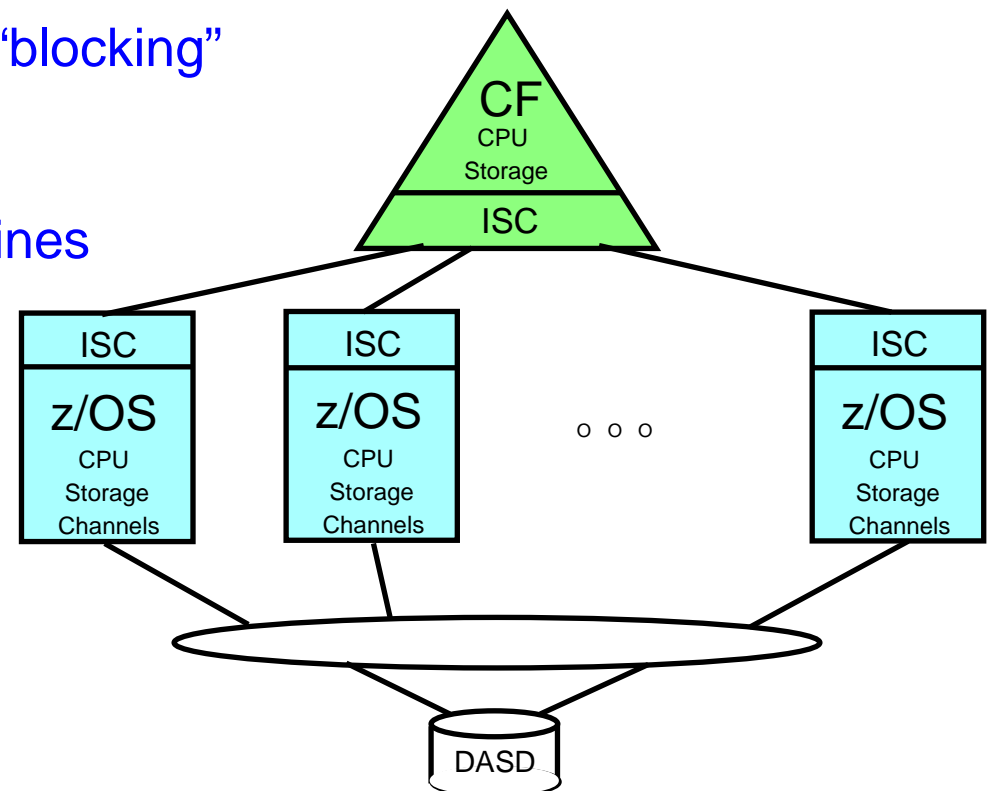
■ Cost

- ▶ Increased resource requirements: host CPU, CF CPU, CF links
- ▶ User Managed (DB2 GBP structures)
 - 2x times 1% to 100% (typically 20%) of simplex cost
- ▶ System Managed (list and lock structures)
 - 3x to 5x times near 100% of simplex cost

■ Selectively enable when value > cost

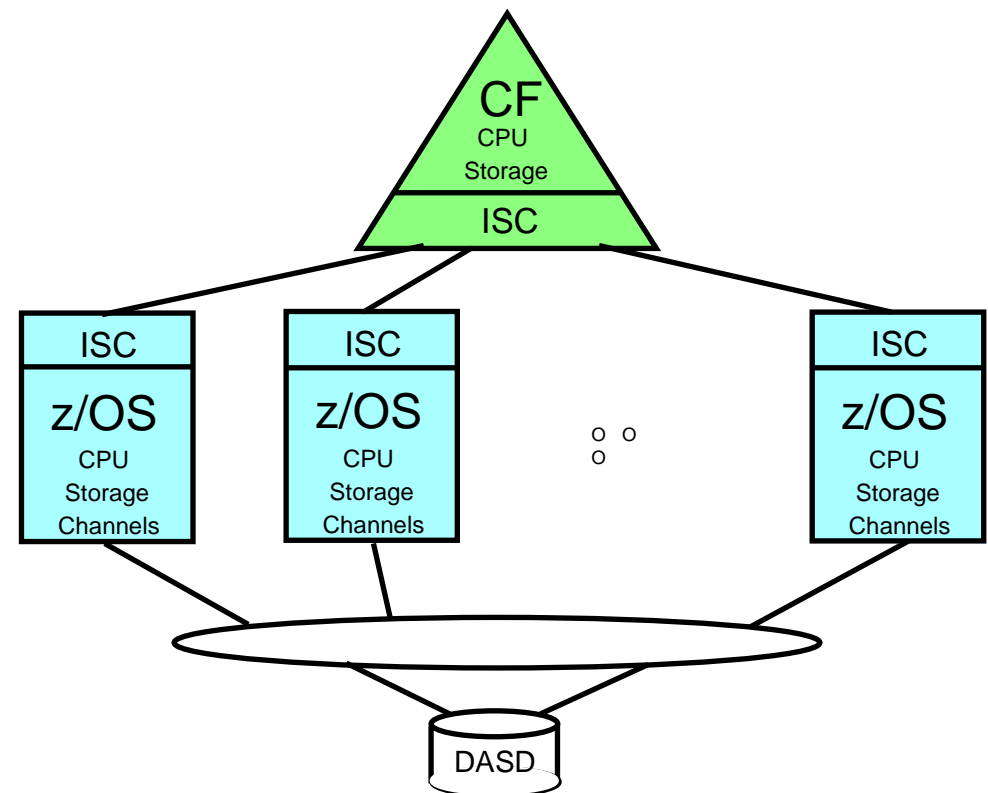
What coupling technology is right for me?

- CF Functionality
- CF Capacity
 - ▶ Need enough to handle the request rate (keep utilization < 50%)
 - ▶ Note 1way CFs <30% due to
 - ▶ Single server queuing
 - ▶ Long running commands “blocking” short commands
 - ▶ Add engines or move to faster engines
- CF Service Time



What coupling technology is right for me?

- CF Functionality
- CF Capacity
- CF Service Time
 - ▶ Affected by
 - speed of CF engine
 - link technology



Coupling Link Choices - Overview

ISC (Inter-System Channel)

- Fiber optics
- I/O Adapter card
- 10km and longer distances with qualified WDM solutions

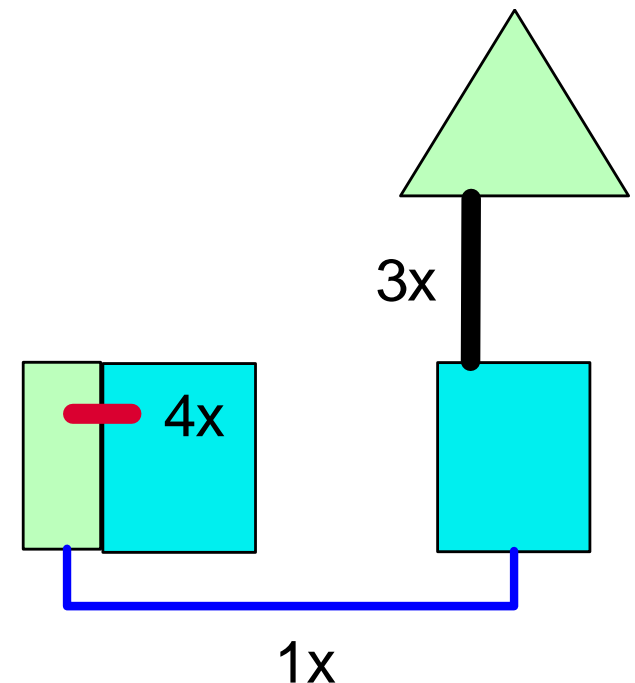
ICB (Integrated Cluster Bus)

- Copper cable plugs close to memory bus
- 10 meter max length
- **Not available on z196**

IC (Internal Coupling Channel)

- Microcode - no external connection
- Only between partitions on same processor

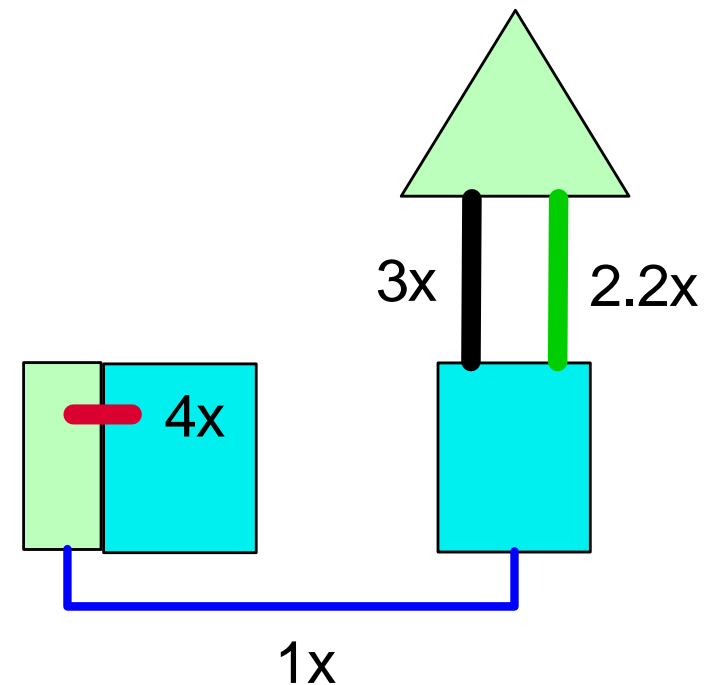
Relative Performance
Based on avg data xfer size



Coupling Link Choices - Overview

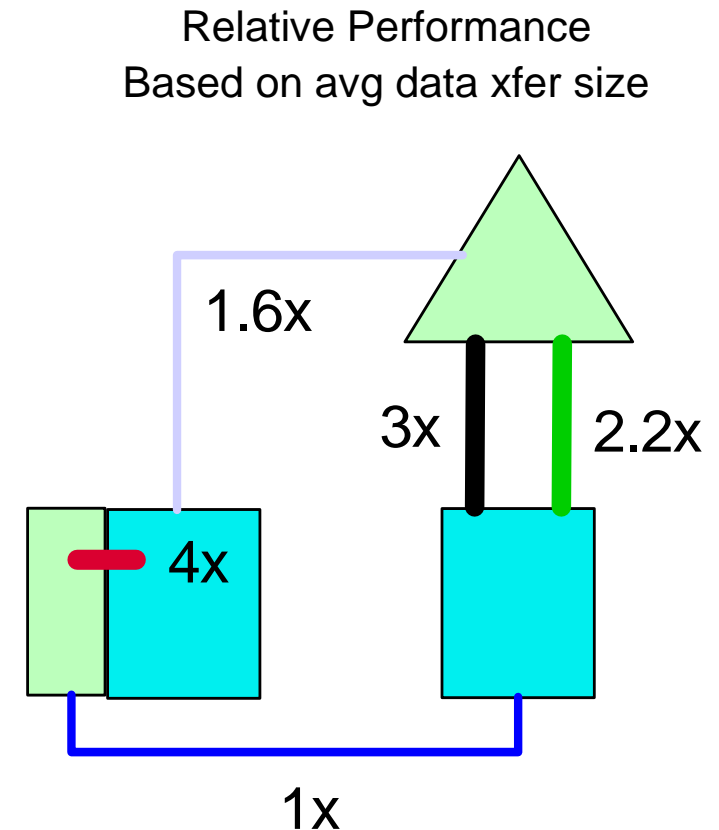
- **ISC (Inter-System Channel)**
 - Fiber optics
 - I/O Adapter card
 - 10km and longer distances with qualified WDM solutions
- **ICB (Integrated Cluster Bus)**
 - Copper cable plugs close to memory bus
 - 10 meter max length
 - **Not available on z196**
- **IC (Internal Coupling Channel)**
 - Microcode - no external connection
 - Only between partitions on same processor
- **PSIFB (12x IB)**
 - 150 meter max distance optical cabling
 - Supports multiple CHPIDs per physical link
 - Multiple CF partitions can share physical link

Relative Performance
Based on avg data xfer size



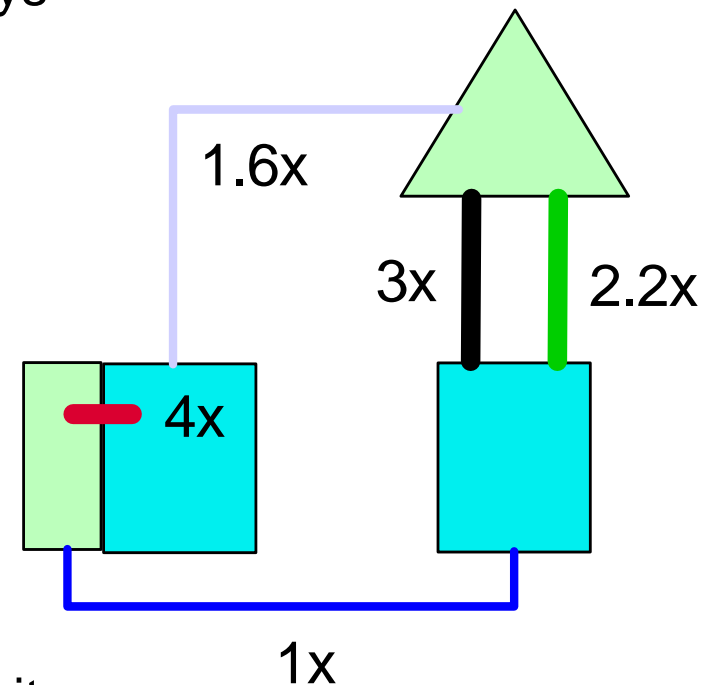
Coupling Link Choices - Overview

- **ISC (Inter-System Channel)**
 - Fiber optics
 - I/O Adapter card
 - 10km and longer distances with qualified WDM solutions
- **ICB (Integrated Cluster Bus)**
 - Copper cable plugs close to memory bus
 - 10 meter max length
 - **Not available on z196**
- **IC (Internal Coupling Channel)**
 - Microcode - no external connection
 - Only between partitions on same processor
- **PSIFB (12x IB)**
 - 150 meter max distance optical cabling
 - Supports multiple CHPIDs per physical link
 - Multiple CF partitions can share physical link
- **PSIFB (1x IB)**
 - 10km and longer distances with qualified WDM solutions
 - Same multiple CHPIDs and sharing flexibility as 12x



PSIFB Configuration Advantages

- **Pure Capacity**
 - 1 12x PSIFB replaces 1 ICB4
 - 1 12x PSIFB replaces 4 ISC3s
- **Eliminating subchannel and path delays**
 - Often >2 ICB4s configured not for capacity but for extra subchannels/paths to eliminate delays
 - 2 12x PSIFB links with multiple CHPIDs can replace >2 ICB4s in this case
- **Multiple sysplexes sharing hardware**
 - Production, development, test sysplexes may share hardware – each needs own ICB4 or ISC3 links
 - 2 PSIFB links with multiple CHPIDs can replace >2 ICB4s or ISC3s in this case
- **Multiple CHPID recommendations**
 - Max 16 per HCA (2 ports per HCA)
 - Use up to all 16 for lightly loaded connectivity
 - Limit to use up to 8 per HCA for heavy loads

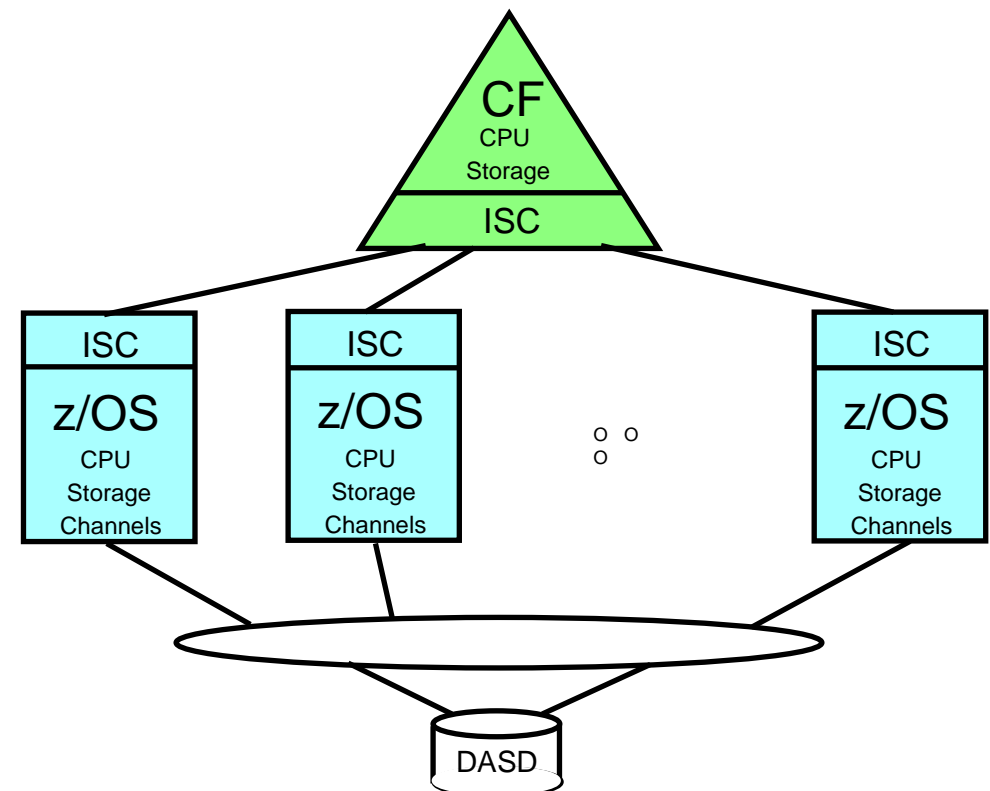


What coupling technology is right for me?

- CF Functionality

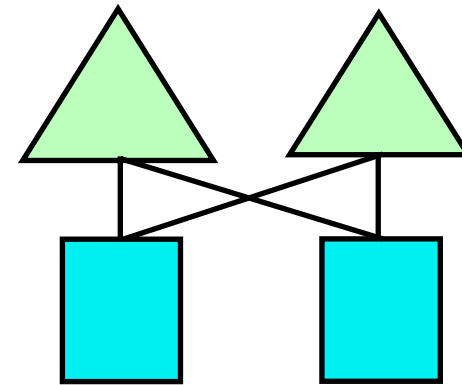
- CF Capacity

- CF Service Time
 - ▶ Affected by
 - speed of CF engine
 - link technology
 - ▶ Affects cost of data sharing
 - host processor dwells for synchronous requests



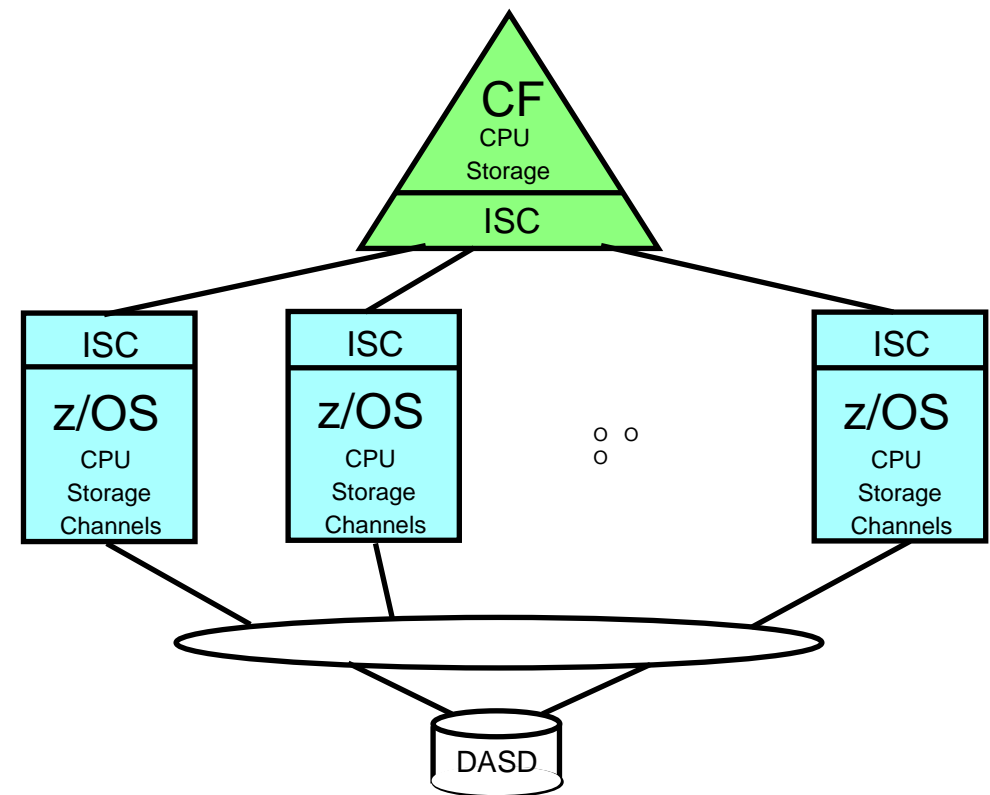
CF Operations: synchronous or asynchronous

- Describes state of host processor engine issuing CF operation
- Synchronous operation
 - ▶ SW cost: exploiter+XES
 - ▶ HW cost ("dwelling time")
- Asynchronous operation
 - ▶ SW cost
 - exploiter+XES+SRBs
 - task switching impact on HW
 - ▶ HW cost - virtually none (no dwelling)
 - ▶ CF service time elongation
 - added latency for XES to recognize completion of operation
- Which when?
 - ▶ Exploiter can specify synch or asynch
 - ▶ If synch, XES heuristic can override and issue it asynch
 - based on measured synch service time versus "breakeven" cost of asynch
 - ▶ If issued synch and encounter subchannel busy, will change to asynch



What coupling technology is right for me?

- CF Functionality
- CF Capacity
- CF Service Time
 - ▶ Affected by
 - speed of CF engine
 - link technology
 - ▶ Affects cost of data sharing
 - host processor dwells for synchronous requests
 - ▶ Impact relative to ...
 - Rate of requests to the CF
 - Speed of the host processor



Host Capacity Effect

- Directly related to activity to CF
 - ▶ CF request rate x SW+HW cost

- Varies based on
 - ▶ Portion of workload involved in data sharing
 - ▶ Access rate to shared data
 - ▶ Type of hardware for Host, CF and CF links

- Typical system-level effects
 - ▶ Resource Sharing: 2-3% versus single image
 - ▶ Data sharing primary production application: 5-10%

- Individual Transaction/Job effects - can have wide variation

Production Examples

Host Effect with primary application involved in data sharing

Industry	Trx Mgr / DB Mgr	z/OS Images	CF access per Mi	% of used capacity
Banking	CICS/IMS	4	9	11%
Banking	CICS/IMS	8	8	9%
Banking	IMS/IMS	2	5	7%
Pharmacy	CICS/DB2	3	8	10%
Insurance	CICS/IMS+DB2	9	9	10%
Banking	IMS/IMS+DB2	4	8	11%
Transportation	CICS/DB2	3	6	8%
Banking	IMS/IMS+DB2	2	7	9%
Retail	CICS/DB2+IMS	3	4	5%
Shipping	CICS/DB2+IMS	2	8	9%

Coupling Technology versus Host Processor Speed

Host effect with primary application involved in data sharing

Chart below is based on 9 CF ops/Mi - may be scaled linearly for other rates

Host CF	z890	z990	z9 BC	z9 EC	z10 BC	z10 EC	z196
z890 ISC	13%	15%	16%	17%	19%	21%	NA
z890 ICB	9%	10%	10%	11%	12%	13%	NA
z990 ISC	13%	14%	14%	15%	17%	19%	NA
z990 ICB	9%	9%	9%	10%	12%	13%	NA
z9 BC ISC	12%	13%	14%	15%	17%	19%	23%
z9 BC PSIFB 12X	NA	NA	NA	NA	13%	14%	16%
z9 BC ICB	8%	9%	9%	10%	11%	12%	NA
z9 EC ISC	12%	13%	13%	14%	16%	18%	22%
z9 EC PSIFB 12X	NA	NA	NA	NA	13%	14%	16%
z9 EC ICB	8%	8%	8%	9%	10%	11%	NA
z10 BC ISC	12%	13%	13%	14%	16%	18%	22%
z10 BC PSIFB 12X	NA	NA	11%	12%	13%	14%	15%
z10 BC ICB	8%	8%	8%	9%	10%	11%	NA
z10 EC ISC	11%	12%	12%	13%	15%	17%	22%
z10 EC PSIFB 12X	NA	NA	10%	11%	12%	13%	15%
z10 EC ICB	7%	7%	7%	8%	9%	10%	NA
z196 ISC	NA	NA	11%	12%	14%	16%	21%
z196 PSIFB 12X	NA	NA	9%	10%	11%	12%	14%

With z/OS 1.2 and above, synch->asynch conversion caps values in table at about 18%
 PSIFB 1X links would fall approximately halfway between PSIFB 12X and ISC links
 ICB links scale with speed of host technology and would provide an 8% effect in each case

What coupling technology is right for me?

Your Handy Dandy Checklist

■ CF Functionality

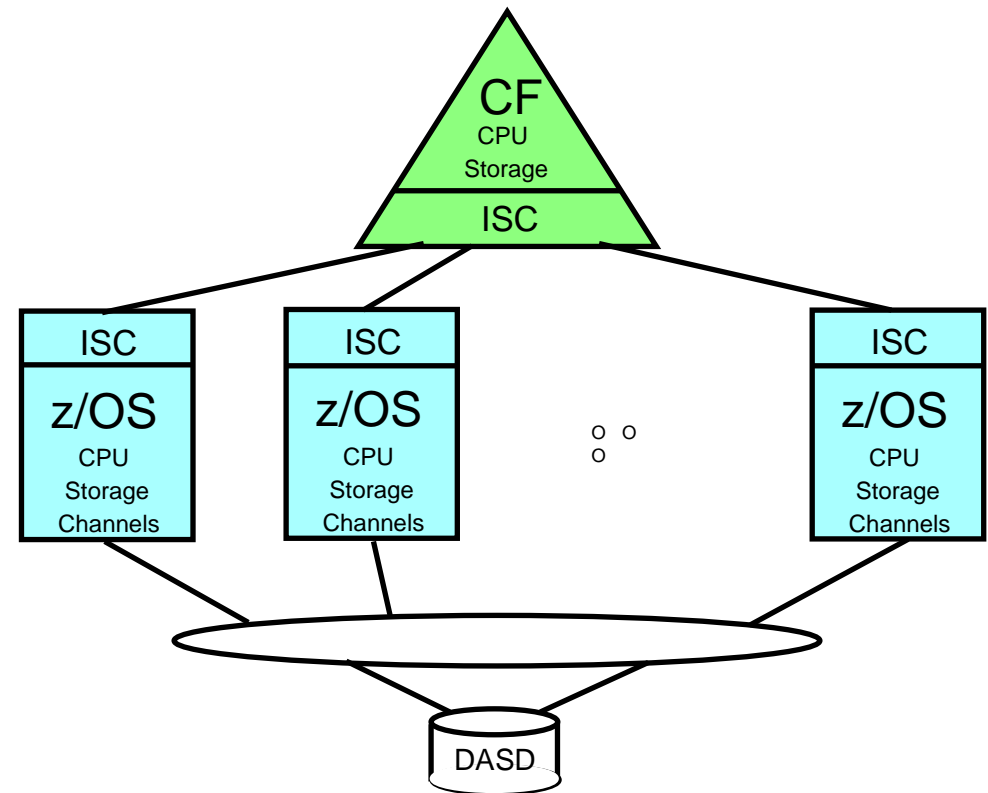
- ▶ CFCC level, standalone vs internal, dedicated vs shared

■ CF Capacity

- ▶ Need enough to handle the request rate (keep utilization < 50%)
- ▶ Add engines or move to faster engines

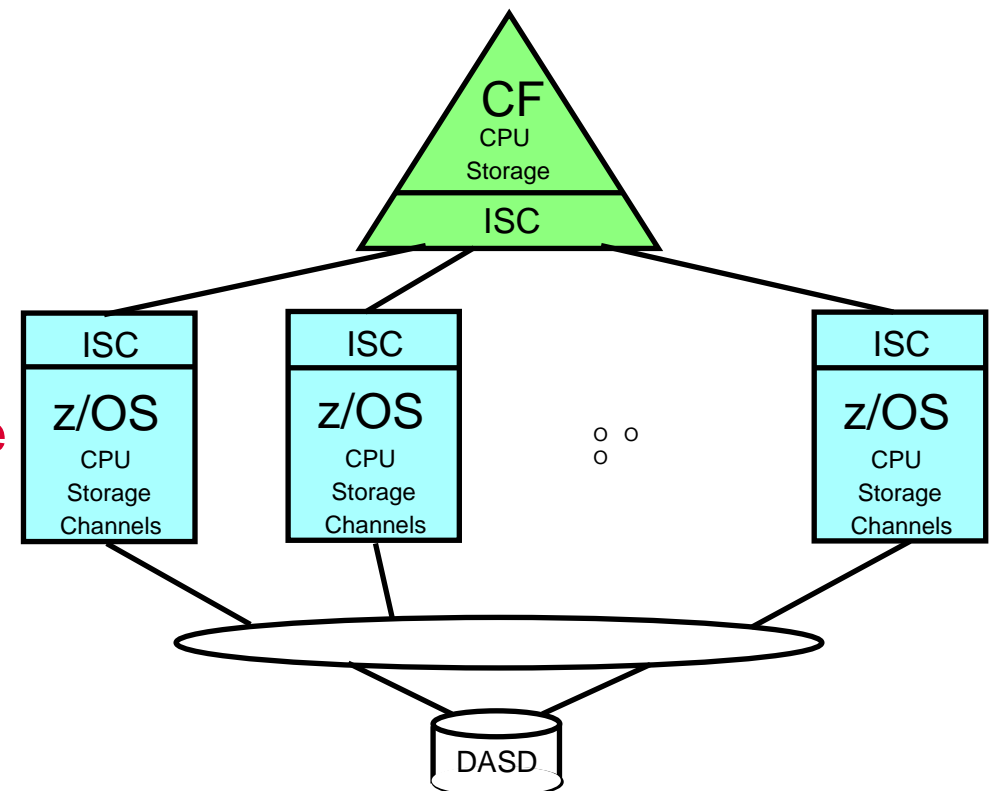
■ CF Service Time

- ▶ Affected by
 - speed of CF engine
 - link technology
- ▶ Affects cost of data sharing
 - host processor dwells for synchronous requests
- ▶ Impact relative to ...
 - Rate of requests to the CF
 - Speed of the host processor



For those considering data sharing over distance ...

- CF Functionality
- CF Capacity
- CF Service Time
 - ▶ Affected by
 - speed of CF engine
 - link technology
 - distance between host and CF
 - elongates by 10 mics per km due to speed of light thru fiber
 - ▶ Can affect application performance
 - transaction waits for synch and asynch requests
 - potential impact on subsystem queues and lock contention



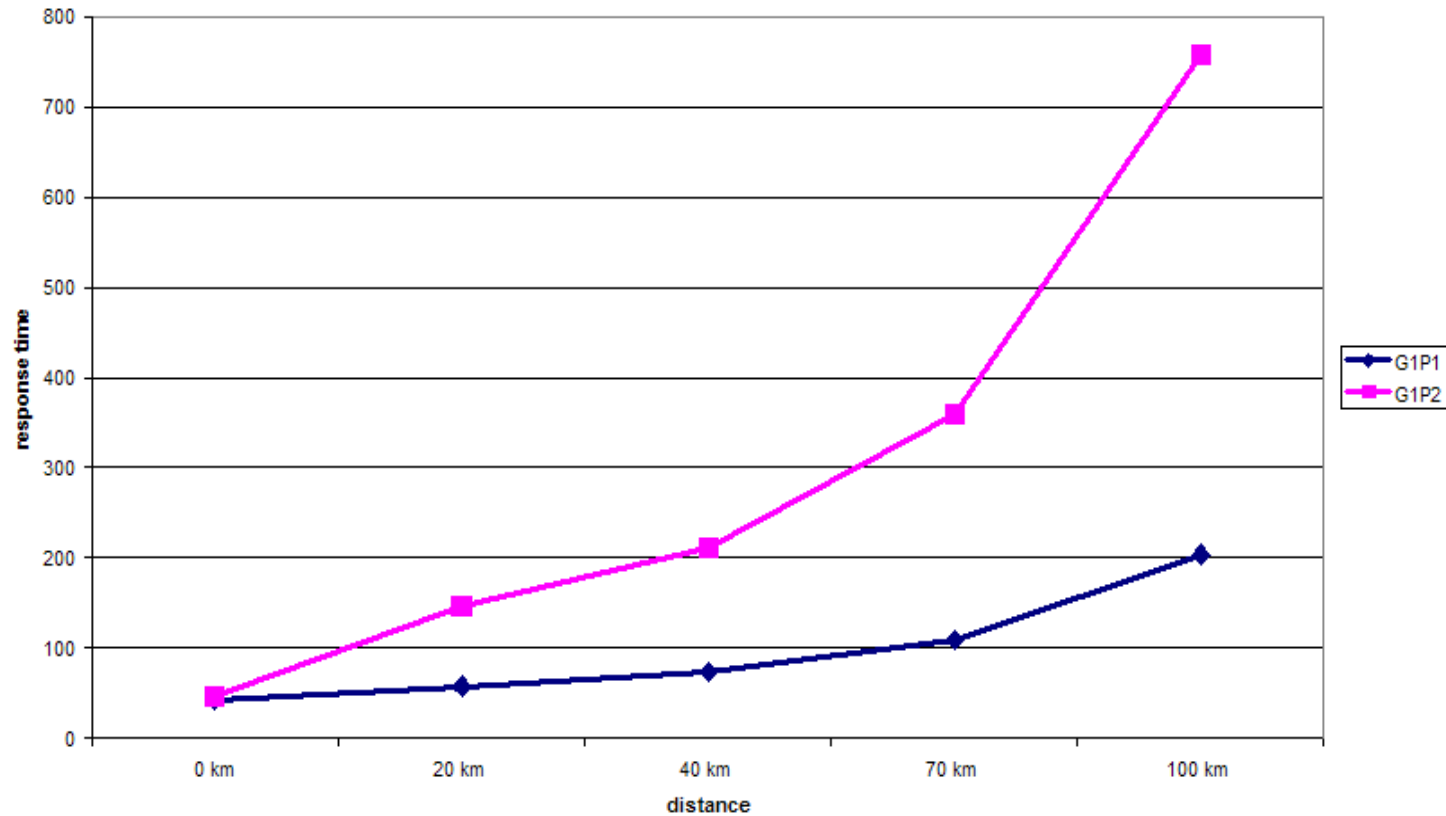
Example Distance Impact

Benchmark CICS/DB2 data sharing application

G1P1 LPAR local to CF with lock structure and primary GBPs

G1P2 LPAR remote to CF with lock structure and primary GBPs

Case 3 : transactions response time (ms)



Data sharing over distance summary

- CF service time elongation (versus synch request)
 - ▶ +50 mics due to change to asynch
 - ▶ +10 mics per km due to speed of light through fiber (round trip to CF)
- Host impact is capped by synch to asynch conversion
- Will likely need more links between host and remote CF
 - ▶ link buffer (subchannel) busy grows linearly with elongated service time
 - ▶ PSIFB multiple CHPIDs support helps here
- Potential application performance impact
 - ▶ increased transaction response time
 - increased internal subsystem queues
 - increased lock contention
- Each application will react differently
- Difficult to predict impact
- Suggest application stress testing with simulated distance (e.g., fiber suitcases)

References

- <http://www-03.ibm.com/systems/z/advantages/pso/whitepaper.html>
 - ▶ CF Configuration Options White Paper
 - ▶ System Managed CF Structure Duplexing White Paper

- <http://www-03.ibm.com/systems/z/advantages/pso/ifb.html>

- <http://www-03.ibm.com/systems/z/advantages/pso/tools.html>
 - ▶ CF Structure Sizer Tool